Wynne City Council Meeting

Tuesday, July 9, 2024

Invocation

Pledge

Minutes from June 11, 2024

Department Reports:

- Zach Morris – Parks & Recs
- Jeff Hood – Public Works
- Blake Marotti – Wynne Water
- Chief Kory Ward – Fire Department
- Chief Richard Dennis – Police Department

New Business:

1. Re-appoint Anthoney Blake to the Equalization Board

*Reminder the September meeting will be held third Tuesday of the month on September 17 at 6:00 p.m.

MINUTES OF THE WYNNE CITY COUNCIL
June 11, 2024

The Wynne City Council met at Wynne City Hall on June 11, 2024, at 6:00 p.m. with Mayor JENNIFER HOBBS presiding. The roll was called, and the following councilpersons answered to their names: CHARLES HAMRICK, LISA CARTER, TYLER WAYMIRE, BILLY FOWLER, KENNETH LOFTON, STEVIE NELSON, LESTER MILLER, JOSHUA WYATT, JASON NICHOLS, and BUCK MORRIS; a quorum was declared. City Clerk, Emily Watts, was present. City Attorney, Kevin A. Watts, was present.

On the motion of Councilperson Lofton and seconded by Councilperson Morris and by consent of all Members present, the minutes of a regular council meeting held on May 7, 2024 were approved, accepted, and filed as prepared by the City Clerk.

Zach Morris, Parks & Recreation, Kory Ward, Wynne Fire Department, Jeff Hood, Public Works, Richard Dennis, Wynne Police Department, Blake Marotti, Wynne Water Department, and Jennifer Hobbs, Mayor all provided monthly reports. On the motion of Councilperson Morris and seconded by Councilperson Wyatt, and by consent of all members present, the department reports presented were approved and accepted.

For the First item of business, Mayor Hobbs asked the Council to approve classifying what has been considered "contract labor" as "part-time labor" in accordance with the change in labor laws for Parks & Recreation employees. After further discussion, on the motion of Councilperson Morris, second by Councilperson Nichols, and by consent of all members present, the Council approved changing the the way Parks & Recreation employees' labor is reflected from "contract labor" to "part-time labor".

For the Second item of business, Fire Chief, Kory Ward asked the Council to approve spending of $2,700 to seal and stripe the Wynne Fire Department parking lot and $8,233.36 to Riggs CAT to replace the circuit board in the Fire Department generator. After further discussion, on the motion of Councilperson Lofton, second by Councilperson Carter, and by consent of all members present, the Council approved spending of $2,700 to seal and stripe the Wynne Fire Department parking lot and $8,233.36 to Riggs CAT to replace the circuit board in the Fire Department generator.

For the Third item of business, Mayor Hobbs presented and read in its entirety Resolution 06-11-24 A, "A RESOLUTION AMENDING THE CITY OF WYNNE PERSONNEL POLICY HANDBOOK" to clearly define who is authorized to participate in the Selective Traffic Enforcement Program and state the hourly rate. After further discussion, on the motion of Councilperson Morris, second by Councilperson Lofton, and by consent of all members present, Resolution 06-11-24 A was approved and accepted.

For the Fourth item of business, Mayor Hobbs asked the Council to allow expenditure of a local law enforcement grant in the amount of $7,400 of which $5,075 would go toward armor for the Wynne Police Department, and the remaining funds would be spend for Police Department desk chairs, filing cabinets, etc. for the WPD office. After further discussion, on a motion of Councilperson Morris, second by Councilperson Carter, and by consent of all members present, the expenditure of the funds received from this federal law enforcement grant in the amount of $7,400 was approved.

For the Fifth item of business, Mayor Hobbs presented and read in its entirety Resolution 06-11-24 B, "A RESOLUTION TO SELL REAL PROPERTY HELD BY THE CITY OF WYNNE." After further discussion, on the motion of Councilperson Morris, second by Councilperson Fowler, and by consent of all members present, Resolution 06-11-24 B was approved and accepted.

With no further business before the council and upon motion by Councilperson Wyatt, second by Councilperson Nichols, and consent of all, the meeting adjourned.

_____
Jennifer Hobbs, Mayor

ATTEST:

_____
Emily N. Watts, City Clerk

DEPARTMENT OF PUBLIC WORKS MONTHLY REPORT FOR JUNE 2024

COLLECTED $2,824.05 FOR CLASS 3 HAULED TO CITY SHOP

COLLECTED $11,745.00 FOR ROLLOFFS (RENTAL, HAULING, DISPOSAL)

THE PUBLIC WORKS DEPT. USED 474.7 GALLONS OF GAS AND 2858.7 GALLONS OF DIESEL.

HAULED 420 TONS OF CLASS I AND 264.3 TONS OF CLASS 3 TO THE WEST MEMPHIS LANDFILL, TOTAL COST $27,833.43.

Building Inspector Monthly Report

June Permits……2024

Residential Single Family…….01
Residential Multi-Family……...00
Residential Addition……...00
Residential Alterations……...…00
Residential Sprinkler……. 00
Manufactured Homes…….02
Commercial Building…… 00
Commercial Alterations……. 00
Commercial Sprinkler…… 00
Commercial Sign Permits……...00
Plumbing Permits……... 01
Electrical Permits……02
HVAC Permits……02
Gas piping…… 00
Re-Roofing Permits…….00
Residential Acc Bldg……...02
Fencing Permits……...01
Deck Permits……00
Retaining Wall Permits……00
Swimming Pool Permits……..00
Storm Shelter Permits…… 00
Demolition Permits……. 00
Mobile Vending Permits……. 05
Communication/Cell Tower…….00
Temp Tent/Trailer/Structures……...00

Total Permits Issued…… 16

June Inspections Done…… 2024

Electrical…….07
Plumbing…….03
HVAC…….00
Gas……...00
Fire Inspection…….00
Public Service…….00
Foundation…….03
Framing…….03
Address…… .00
Final Inspection…… 00
Miscellaneous……00
Contractor Lic……08

Total Inspections……. 24

Total Receipts for June 2024……. $5682.55

Wynne Fire Department

Wynne, AR

This report was generated on 7/1/2024 10:07:45 AM

Breakdown by Major Incident Types for Date Range

Zone(s): All Zones | Start Date: 06/01/2024 | End Date: 06/30/2024

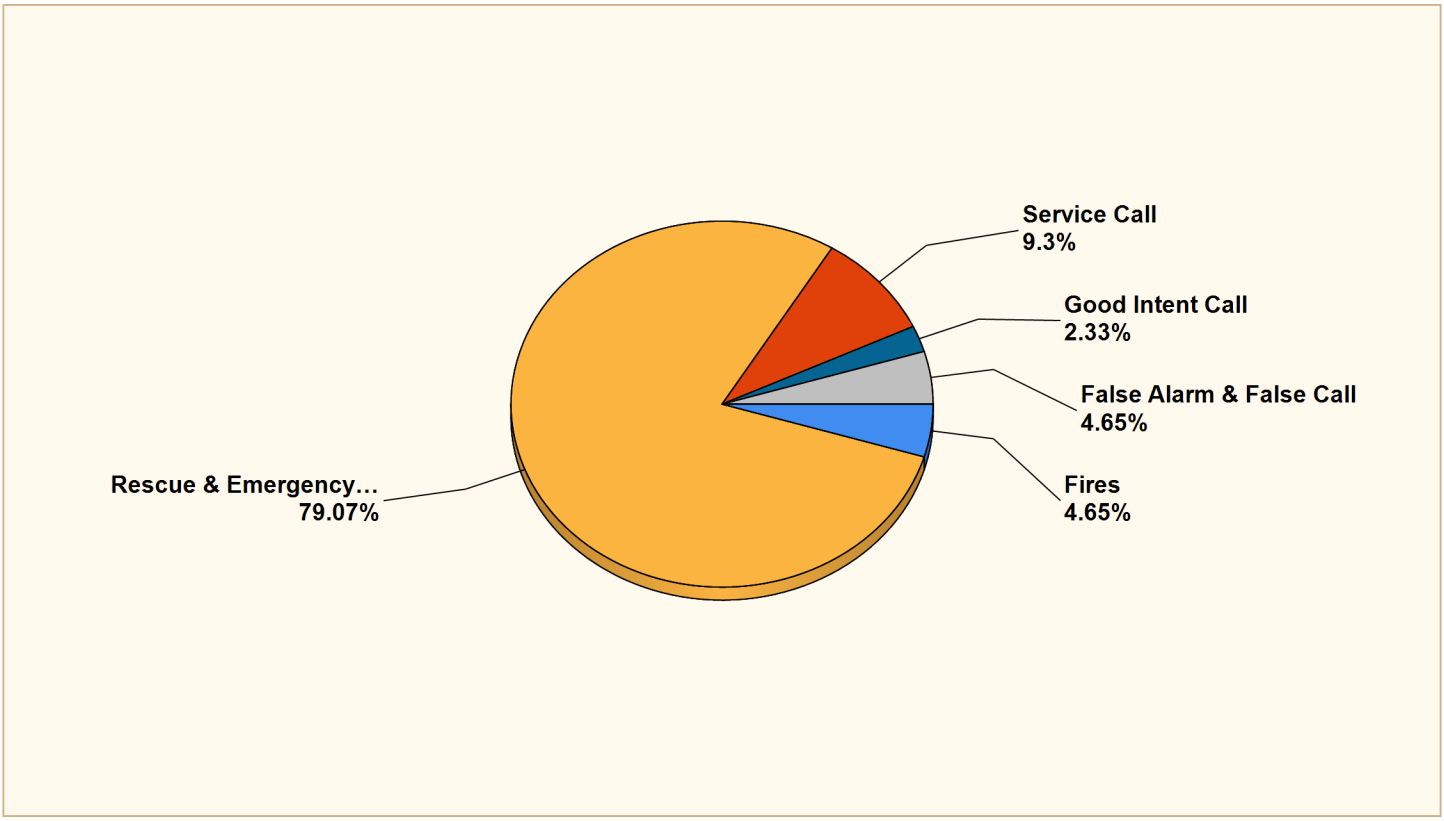

MAJOR INCIDENT TYPE	# INCIDENTS	% of TOTAL
Fires	2	4.65%
Rescue & Emergency Medical Service	34	79.07%
Service Call	4	9.3%
Good Intent Call	1	2.33%
False Alarm & False Call	2	4.65%
TOTAL	43	100%

Only REVIEWED and/or LOCKED IMPORTED incidents are included. Summary results for a major incident type are not displayed if the count is zero.

Detailed Breakdown by Incident Type		
INCIDENT TYPE	**# INCIDENTS**	**% of TOTAL**
111 - Building fire	1	2.33%
131 - Passenger vehicle fire	1	2.33%
311 - Medical assist, assist EMS crew	33	76.74%
322 - Motor vehicle accident with injuries	1	2.33%
500 - Service Call, other	2	4.65%
551 - Assist police or other governmental agency	1	2.33%
571 - Cover assignment, standby, moveup	1	2.33%
611 - Dispatched & cancelled en route	1	2.33%
740 - Unintentional transmission of alarm, other	1	2.33%
745 - Alarm system activation, no fire - unintentional	1	2.33%
TOTAL INCIDENTS:	**43**	**100%**

Only REVIEWED and/or LOCKED IMPORTED incidents are included. Summary results for a major incident type are not displayed if the count is zero.

Wynne Police Department
Report to the City Council
Jun-24

Arrest:

Citations	136
Warnings	398
Felony	31

Accidents: 19

Warrants:

Issued	102
Served	98

Receipts:

Act 1188 - City Ordinances	$	1,158.25
Act 988 - No Insurance Fines	$	930.00
Fines Collected by Municipal Court	$	16,866.50
Privilege License	$	7,375.00
Accident and Incident Reports	$	180.00
Total Receipts:	**$**	**26,509.75**

Milage:

Unit 1	2021 Dodge Charger	Miles On OD		21124
Unit 2	2021 Dodge Charger	Miles On OD		21043
Unit 3	2019 Dodge Charger	Miles On OD		54376
Unit 4	2019 Dodge Charger	Miles On OD		36311
Unit 5	2019 Dodge Charger	Miles On OD		73062
Unit 6	2021 Dodge Charger	Miles On OD		22824
Unit 7	2020 Dodge Durango	Miles On OD		36972
Unit 8	2021 Dodge Charger	Miles On OD		12774
Unit 9	2020 Dodge Durango	Miles On OD		33289
Unit 10	2019 Dodge Charger	Miles On OD		76695
Unit 11	2018 Dodge Charger	Miles On OD		44710
Unit 12	2004 Ford F150 Pickup	Miles On OD		139126
Unit 13	2008 Ford F150 Pickup	Miles On OD		136081
Unit 14	2012 Dodge Charger	Miles On OD		97560
Unit 15	2015 Dodge Charger	Miles On OD	NA	
Unit 16	2021 Dodge Charger	Miles On OD		36377
Unit 17	2017 Dodge Charger	Miles On OD	NA	
Unit 18	2017 Dodge Charger	Miles On OD	NA	
Unit 19	2018 Dodge Charger	Miles On OD		50935
Unit 20	2018 Dodge Charger	Miles On OD		74963
Unit 21	2018 Ford Fushion	Miles On OD	NA	
Unit 22	2021 Dodge Charger	Miles On OD		7185
Unit 23	2021 Dodge Ram Grey	Miles On OD		25205
Unit 24	2021 Dodge Ram Maroon	Miles On OD	NA	
Unit 25	2023 Dodge Charger	Miles On OD		4900
Unit 26	2023 Dodge Charger	Miles On OD		11246
Unit 27	2023 Dodge Charger	Miles On OD		4093
Unit 28	2024 Dodge Durango	Miles On OD		785
Unit 29	2024 Dodge Durango	Miles On OD		1944
Unit 30	2024 Dodge Durango	Miles On OD		1867

Gasoline Usage:

Used by the Police Department 2109.3

PURCHASE ORDERS **2024** **June**

PO # / Invoice if Available	DATE	MERCHANT	SERVICE	UNIT #	DEPT CODE	AMOUNT
Beginning Balance					**Uniforms**	**$ 21,615.40**
44019	6/10/2024	Ann Chapman's	3 button up, 1 pant, 1 hat	Conyers	15	**$ (262.69)**
44019	6/21/2024	Ann Chapman's	3 polo w/ embroid.	104	15	**$ (113.56)**
44019	6/21/2024	Ann Chapman's	3 polo w/ embroid.	103	15	**$ (113.56)**
44019	6/21/2021	Ann Chapman's	2 5.11 shirt w embroid.		15	**$ (140.46)**
44019	6/21/2024	Ann Chapman's	3 shirts, 3 pants, 6 sew badges	124/126	15	**$ (451.02)**
44020		Ann Chapman's	survivor armor-level II	115	15	**$ (878.00)**
Ending Balance					15	**$ 19,656.11**
Beginning Balance					**Office Supplies**	**$ 36,935.04**
44008	6/5/2024	Wal-mart	coffee, coffee filters, plastic forks		17	$ (20.15)
44008	6/7/2024	Wal-mart	toner, tape		17	$ (112.24)
44008	6/20/2024	Wal-mart	cleaning supplies, sugar, disks		17	$ (89.24)
Ending Balance						**$ 36,713.41**
Beginning Balance					**Equip Repair**	**$ 19,995.88**
Ending Balance					**31**	**$ 19,995.88**
Beginning Balance					**Radio Maintenance**	**$ 2,253.30**
Ending Balance					34	**$ 2,253.30**
Beginning Balance					**Minor Equipment**	**$ 23,595.27**
44007		Anyway Tech.	x3 Dell Computer, surge protectors		35	$ (4,123.41)
44012	6/10/2024	Tractor Supply	Anker USB cable		35	$ (11.04)
44017	6/18/2024	Tractor Supply	50 lb dog food	k9	35	$ (98.33)
Ending Balance					35	**$ 19,362.49**
Beginning Balance					**Capital Outlay**	**$ 2,447.11**
44021		FNBEA	2023 Dodge Charger vehicle tags		36	$ (13.00)
Ending Balance					36	**$ 2,434.11**
Beginning Balance					**Gas & Oil**	**$ 70,321.06**
44005	6/3/2024	Heartland	oil change, inspection	1	51	$ (85.60)
44005	6/10/2024	Heartland	oil change, inspection		51	$ (80.05)
Ending Balance					51	**$ 70,155.41**
Beginning Balance					**Tires/Tubes**	**$ 1,223.09**
44010	6/6/2024	Aj's Automotive	heater hose x2, hose clamp x3, labor, anitfreeze	14	60	$ (330.86)
44010	6/24/2024	Aj's Automotive	tire patch, repair plug	3	60	$ (27.63)
44010	6/24/2024	Aj's Automotive	tire patch, repair plug	8	60	$ (88.40)
Ending Balance					60	**$ 776.20**
Beginning Balance					**Wegert Grant**	**$ 36,186.35**
Ending Balance						**$ 36,186.35**
Beginning Balance					**Travel/Training**	**$ 8,050.00**
Ending Balance					**81**	**$ 8,050.00**

ANIMAL CONTROL EXPENSE LOG

FEED

Merchant	Date	Amount
	2/28/2024	100.4
		30.3
		53.67
		98.33
	4/5/2024	27.42
	4/1/2024	1960.71
	4/5/2024	78.53
	4/29/2024	57.43
	4/26/2024	30.3
	5/17/2024	71.57
		20.42
		176.92
		173.49
		52.29
		143.65
YTD TOTALS:		$ 2,975.03

SUPPLIES

Merchant	Date	Amount
Tractor Supply		
Martin Industrial-case of bleach		
Tractor Supply-50lb dog food		
Tractor Supply- 50 lb dog food x2		
Martin Industrial-case of bleach		
FNBEA-Dog Fence Kennel Kit		
Tractor Supply-50lb dog food x3		
Walmart- ink cartidges (black & color)		
Martin Industrial-case of bleach		
Tractor Supply-50lb dog food x3		
Wal-mart-bleach x 3 gallons		
Tractor Supply-50 lb. dog food, leashes, collars		
code enforcement books x4 (warning)		
Martin Industrial- 1 case bleach, 33 gal. trash bags		
code enforcement books x5 (citation)		

Monthly Drug Report

Date of Arrest	Officer	Meth	Heroin	Marijuana	Cocaine	Fentanyl	Other	Charge	Arrests
6/5/2024	Morgan	0.4						Felony	1
6/6/2024	Burgess	0.7						Felony	1
6/7/2024	Burgess	9.1		2.8				Felony	1
6/7/2024	Hallmark			3.4				Felony	1
6/9/2024	Hendrix	6.42						Felony	1
6/12/2024	Richardson	4.3						Felony	1
6/12/2024	Richardson			9.7				Misd.	1
6/14/2024	Burgess	0.49						Felony	1
6/14/2024	Pierce	0.45						Felony	1
6/15/2024	Pierce			7.28				Misd.	1
6/15/2024	Pierce			9.66				Misd.	1
6/15/2024	Long	0.26						Felony	1
6/20/2024	Ponder	6.46		0.82			2.15	Felony	1
6/21/2024	Pierce	0.15						Felony	1
6/24/2024	Hendrix	0.47						Felony	1
6/27/2024	Long	124.48						Felony	1
Monthly Total:		153.68		**33.66**			**2.15**		**16**

General Fund
Balance Sheets
5 Year Comparative
6/30/2024

	Book Value Jun 2024 Actual	Book Value Jun 2023 Actual	Book Value Jun 2022 Actual	Book Value Jun 2021 Actual	Book Value Jun 2020 Actual
Assets					
Current Assets					
Cash					
Cross Bank CD	1,018,014.47		500,297.26	338,933.97	330,788.74
First Financial Bank C/D	513,947.04				
General Fund Bank AC	1,023,215.13	2,387,452.11	789,993.60	815,415.03	434,740.64
Total Current Assets	**$2,555,176.64**	**$2,387,452.11**	**$1,290,290.86**	**$1,154,349.00**	**$765,529.38**
Total Assets	**$2,555,176.64**	**$2,387,452.11**	**$1,290,290.86**	**$1,154,349.00**	**$765,529.38**
Liabilities					
Current Liabilities					
Payroll Liabilities					
Municipal Health Benefit Fund		(10.00)			
Ark Sales Tax	1,556.37	1,161.63	278.67	460.47	
Total Current Liabilities	**$1,556.37**	**$1,151.63**	**$278.67**	**$460.47**	
Total Liabilities	**$1,556.37**	**$1,151.63**	**$278.67**	**$460.47**	
Fund Balance					
Suplus Carryover					
Current Net Income	161,606.29	945,321.32	184,621.36	284,704.54	(23,004.78)
General Fund Balance	2,392,013.98	1,440,979.16	1,105,390.83	869,183.99	788,534.16
Total Fund Balance	**$2,553,620.27**	**$2,386,300.48**	**$1,290,012.19**	**$1,153,888.53**	**$765,529.38**
Total Liabilities and Equity	**$2,555,176.64**	**$2,387,452.11**	**$1,290,290.86**	**$1,154,349.00**	**$765,529.38**

General Fund

Statement of Revenue and Expenditures

		Current Period Jun 2024 Jun 2024 Actual	Year-To-Date Jan 2024 Jun 2024 Actual	Annual Budget Jan 2024 Dec 2024	Annual Budget Jan 2024 Dec 2024 Variance	Jan 2024 Dec 2024 Percent of Budget
Revenue & Expenditures						
Revenue						
00-General Revenues						
	Federal Grant	72,633.72	355,243.94		(355,243.94)	
	Grant	0.00	0.00	125,000.00	125,000.00	
	Insurance Proceeds	2,742.20	23,031.98		(23,031.98)	
	Pension/Pol,Fire,Court	1,181.04	7,086.24		(7,086.24)	
	Sale of Building/Land	3,120.00	19,950.00		(19,950.00)	
051	State Turnbacks	0.00	0.00	125,000.00	125,000.00	
052	General & Property Tax	14,277.56	218,062.08	510,000.00	291,937.92	42.8%
055	Entergy Corp	0.00	171,602.88	325,000.00	153,397.12	52.8%
056	CenterPoint Energy	0.00	4,576.57	4,600.00	23.43	99.5%
057	SBC	1,422.41	2,844.82	3,500.00	655.18	81.3%
058	Woodruff Electric	0.00	25,925.54	59,000.00	33,074.46	43.9%
059	Wynne Cable TV	706.64	4,787.36	12,000.00	7,212.64	39.9%
060	Wynne Water Utilities	1,000.00	5,000.00	12,000.00	7,000.00	41.7%
061	Ritter Communications	182.95	1,113.89	1,200.00	86.11	92.8%
064	Privilege Tax	6,415.77	32,855.65	50,000.00	17,144.35	65.7%
066	Building Permits	3,236.65	31,618.73	40,000.00	8,381.27	79.0%
069	Intox Detection Fees	44.47	266.82	500.00	233.18	53.4%
070	Municipal Court Fines	11,956.35	92,490.61	165,000.00	72,509.39	56.1%
071	Court Fees	692.64	4,155.84	7,900.00	3,744.16	52.6%
072	DWI Funds	608.52	3,651.12	7,000.00	3,348.88	52.2%
073	Small Claims	501.64	2,957.34	4,500.00	1,542.66	65.7%
074	City Sales Tax	68,223.44	433,384.97	819,000.00	385,615.03	52.9%
074A	City Sales Tax-Police & Fire	32,474.36	206,291.25	389,850.00	183,558.75	52.9%
074B	City Sales Tax-City Projects	29,238.62	185,736.43	351,000.00	165,263.57	52.9%
075	General Sales Tax	8,519.19	59,406.31	124,700.00	65,293.69	47.6%
076	Local Option Sales Tax	126,975.46	792,893.92	1,400,000.00	607,106.08	56.6%
077	Mueller Industries	0.00	50,000.00	50,000.00	0.00	100.0%
081	Sanitation-Class 3 & 4	14,958.37	69,154.68	75,000.00	5,845.32	92.2%
083	Sanitation Fees	139,442.44	837,884.05	1,680,000.00	842,115.95	49.9%
090	Fire Department	1,968.15	4,258.19	7,500.00	3,241.81	56.8%
091	Police Department	5,980.05	34,445.18	45,000.00	10,554.82	76.5%
092	Interest on Investments	8,059.87	45,736.39	4,000.00	(41,736.39)	1,143.4%
093	Sales of Equipment	0.00	5,152.20		(5,152.20)	
094	District Court	740.00	5,084.25	63,250.00	58,165.75	8.0%
094A	Misc Income	57.10	139.02	1,000.00	860.98	13.9%
095	School Resource Officer	47,319.57	141,958.71	190,000.00	48,041.29	74.7%
	00-General Revenues Totals	**$604,679.18**	**$3,878,746.96**	**$6,652,500.00**	**$2,773,753.04**	

General Fund

Statement of Revenue and Expenditures

		Current Period Jun 2024 Jun 2024 Actual	Year-To-Date Jan 2024 Jun 2024 Actual	Annual Budget Jan 2024 Dec 2024	Annual Budget Jan 2024 Dec 2024 Variance	Jan 2024 Dec 2024 Percent of Budget
Revenue & Expenditures						
Expenses						
01-Mayor						
101	Salaries	5,455.90	35,463.35	70,930.00	35,466.65	50.0%
105	Insurance	508.93	3,053.58	6,225.00	3,171.42	49.1%
107A	Social Security	338.16	2,198.04	4,400.00	2,201.96	50.0%
107B	Medicare	79.08	514.02	1,030.00	515.98	49.9%
110	Pension	966.44	6,281.86	12,570.00	6,288.14	50.0%
117	Office Supplies	85.63	664.43	1,800.00	1,135.57	36.9%
135	Minor Equipment	0.00	0.00	1,000.00	1,000.00	
180	Travel & Business	260.63	1,855.23	4,000.00	2,144.77	46.4%
	01-Mayor Totals	**$7,694.77**	**$50,030.51**	**$101,955.00**	**$51,924.49**	

General Fund

Statement of Revenue and Expenditures

		Current Period Jun 2024 Jun 2024 Actual	Year-To-Date Jan 2024 Jun 2024 Actual	Annual Budget Jan 2024 Dec 2024	Annual Budget Jan 2024 Dec 2024 Variance	Jan 2024 Dec 2024 Percent of Budget
Revenue & Expenditures						
Expenses						
02-City Council						
101	Salaries	5,279.00	31,674.00	63,350.00	31,676.00	50.0%
105	Insurance	4,761.51	25,073.06	61,875.00	36,801.94	40.5%
107A	Social Security	327.30	1,963.80	3,950.00	1,986.20	49.7%
107B	Medicare	76.50	459.00	950.00	491.00	48.3%
	02-City Council Totals	**$10,444.31**	**$59,169.86**	**$130,125.00**	**$70,955.14**	

General Fund

Statement of Revenue and Expenditures

		Current Period Jun 2024 Jun 2024 Actual	Year-To-Date Jan 2024 Jun 2024 Actual	Annual Budget Jan 2024 Dec 2024	Annual Budget Jan 2024 Dec 2024 Variance	Jan 2024 Dec 2024 Percent of Budget
Revenue & Expenditures						
Expenses						
03-City Clerk						
101	Salaries	527.90	3,167.40	6,335.00	3,167.60	50.0%
105	Insurance	508.93	3,053.58	6,225.00	3,171.42	49.1%
107A	Social Security	32.73	196.38	400.00	203.62	49.1%
107B	Medicare	7.65	45.90	100.00	54.10	45.9%
110	Pension	94.07	564.43	1,150.00	585.57	49.1%
117	Office Supplies	123.29	1,117.08	2,500.00	1,382.92	44.7%
119	Utilities	205.41	1,410.83	4,000.00	2,589.17	35.3%
120	Telephone	200.08	1,200.48	3,000.00	1,799.52	40.0%
124	Advertising	0.00	0.00	3,000.00	3,000.00	
	03-City Clerk Totals	**$1,700.06**	**$10,756.08**	**$26,710.00**	**$15,953.92**	

General Fund

Statement of Revenue and Expenditures

		Current Period Jun 2024 Jun 2024 Actual	Year-To-Date Jan 2024 Jun 2024 Actual	Annual Budget Jan 2024 Dec 2024	Annual Budget Jan 2024 Dec 2024 Variance	Jan 2024 Dec 2024 Percent of Budget
Revenue & Expenditures						
Expenses						
04-Finance Dept						
101	Salaries	4,881.03	31,425.21	62,850.00	31,424.79	50.0%
103	Unemployment Comp	0.00	29.75	150.00	120.25	19.8%
105	Insurance	3,062.51	6,107.16	12,300.00	6,192.84	49.7%
107A	Social Security	300.70	1,935.86	3,900.00	1,964.14	49.6%
107B	Medicare	70.32	452.71	925.00	472.29	48.9%
110	Pension	655.40	4,260.10	8,525.00	4,264.90	50.0%
117	Office Supplies	19.00	383.59	750.00	366.41	51.1%
135	Minor Equipment	1,120.00	1,835.00	3,500.00	1,665.00	52.4%
	04-Finance Dept Totals	**$10,108.96**	**$46,429.38**	**$92,900.00**	**$46,470.62**	

General Fund

Statement of Revenue and Expenditures

		Current Period Jun 2024 Jun 2024 Actual	Year-To-Date Jan 2024 Jun 2024 Actual	Annual Budget Jan 2024 Dec 2024	Annual Budget Jan 2024 Dec 2024 Variance	Jan 2024 Dec 2024 Percent of Budget
Revenue & Expenditures						
Expenses						
05-Legal Dept						
101	Salaries	3,547.49	21,284.94	42,570.00	21,285.06	50.0%
105	Insurance	0.00	0.00	6,225.00	6,225.00	
107A	Social Security	219.94	1,319.64	2,650.00	1,330.36	49.8%
107B	Medicare	51.44	308.64	625.00	316.36	49.4%
110	Pension	632.17	3,793.01	7,600.00	3,806.99	49.9%
180	Travel & Business	300.00	300.00	600.00	300.00	50.0%
	05-Legal Dept Totals	**$4,751.04**	**$27,006.23**	**$60,270.00**	**$33,263.77**	

General Fund

Statement of Revenue and Expenditures

		Current Period Jun 2024 Jun 2024 Actual	Year-To-Date Jan 2024 Jun 2024 Actual	Annual Budget Jan 2024 Dec 2024	Annual Budget Jan 2024 Dec 2024 Variance	Jan 2024 Dec 2024 Percent of Budget
Revenue & Expenditures						
Expenses						
06-General Administration						
105	Insurance	4,566.54	24,239.34	56,125.00	31,885.66	43.2%
108	Workers Comp	0.00	37,742.43	54,500.00	16,757.57	69.3%
110	Pension	666.66	5,932.05	31,200.00	25,267.95	19.0%
111	Fire Insurance	0.00	9,673.49	7,500.00	(2,173.49)	129.0%
113	Contract Labor	360.00	2,730.00	6,240.00	3,510.00	43.8%
116	Publications & Dues	0.00	13,299.10	15,000.00	1,700.90	88.7%
123	Election Fees	0.00	0.00	7,000.00	7,000.00	
125	Information Technology	603.33	2,888.16	16,900.00	14,011.84	17.1%
139	Building & Grounds	916.41	3,145.49	10,000.00	6,854.51	31.5%
181	Travel & Training	2,095.38	7,991.02	14,000.00	6,008.98	57.1%
194	Contracted Aid	0.00	3,500.00	14,500.00	11,000.00	24.1%
195	Misc Expense	350.00	350.00	25,000.00	24,650.00	1.4%
196	Disaster	19,649.46	172,381.72		(172,381.72)	
199	Economic Development	68,223.44	433,384.97	819,000.00	385,615.03	52.9%
06-General Administration Totals		**$97,431.22**	**$717,257.77**	**$1,076,965.00**	**$359,707.23**	

General Fund

Statement of Revenue and Expenditures

		Current Period Jun 2024 Jun 2024 Actual	Year-To-Date Jan 2024 Jun 2024 Actual	Annual Budget Jan 2024 Dec 2024	Annual Budget Jan 2024 Dec 2024 Variance	Jan 2024 Dec 2024 Percent of Budget
Revenue & Expenditures						
Expenses						
07-Police Dept						
101	Salaries	101,963.71	637,592.68	1,306,300.00	668,707.32	48.8%
102	Shared Salaries	8,000.00	16,000.00	32,000.00	16,000.00	50.0%
103	Unemployment Comp	26.39	829.69	3,750.00	2,920.31	22.1%
105	Insurance	11,705.39	71,250.20	165,175.00	93,924.80	43.1%
107A	Social Security	6,295.30	39,356.70	81,000.00	41,643.30	48.6%
107B	Medicare	1,472.17	9,204.10	18,950.00	9,745.90	48.6%
110	Pension	23,571.70	147,855.33	302,525.00	154,669.67	48.9%
115	Uniform Allowance	7.00	73.00	22,500.00	22,427.00	0.3%
117	Office Supplies	3,255.05	18,136.04	40,000.00	21,863.96	45.3%
119	Utilities	205.41	1,410.84	4,000.00	2,589.16	35.3%
120	Telephone	1,710.14	9,258.49	17,300.00	8,041.51	53.5%
131	Equipment Repairs	1,493.70	15,821.36	30,000.00	14,178.64	52.7%
133	Vehicle Insurance	0.00	8,205.89	6,500.00	(1,705.89)	126.2%
134	Radio Maintenance	246.70	246.70	2,500.00	2,253.30	9.9%
135	Minor Equipment	4,616.38	10,574.40	30,000.00	19,425.60	35.2%
136	Capital Outlay	1,508.28	150,542.75	155,000.00	4,457.25	97.1%
151	Gas & Oil	11,642.42	44,193.03	74,000.00	29,806.97	59.7%
160	Tires & Tubes	159.13	3,803.00	5,000.00	1,197.00	76.1%
181	Travel & Training	417.30	4,382.90	9,250.00	4,867.10	47.4%
187	Jail Services	13,625.00	27,250.00	54,500.00	27,250.00	50.0%
190	Animal Board	1,251.75	9,352.19	20,000.00	10,647.81	46.8%
197	Special Projects	588.00	14,911.65		(14,911.65)	
	07-Police Dept Totals	**$193,760.92**	**$1,240,250.94**	**$2,380,250.00**	**$1,139,999.06**	

General Fund

Statement of Revenue and Expenditures

		Current Period Jun 2024 Jun 2024 Actual	Year-To-Date Jan 2024 Jun 2024 Actual	Annual Budget Jan 2024 Dec 2024	Annual Budget Jan 2024 Dec 2024 Variance	Jan 2024 Dec 2024 Percent of Budget
Revenue & Expenditures						
Expenses						
08-Fire Dept						
101	Salaries	45,648.23	257,198.30	589,325.00	332,126.70	43.6%
102	Shared Salaries	6,400.00	12,800.00	25,600.00	12,800.00	50.0%
103	Unemployment Comp	10.58	308.08	1,350.00	1,041.92	22.8%
104	Unsworn Personnel	4,242.95	24,670.40	66,350.00	41,679.60	37.2%
105	Insurance	5,018.16	30,120.48	67,260.00	37,139.52	44.8%
107B	Medicare	717.15	4,047.81	9,450.00	5,402.19	42.8%
110	Pension	11,804.80	72,041.53	165,425.00	93,383.47	43.5%
111	Fire Insurance	0.00	8,757.60	7,425.00	(1,332.60)	117.9%
115	Uniform Allowance	1,732.00	2,227.38	23,100.00	20,872.62	9.6%
117	Office Supplies	638.26	4,478.95	13,000.00	8,521.05	34.5%
119	Utilities	1,141.24	8,378.96	21,000.00	12,621.04	39.9%
120	Telephone	857.72	5,225.47	10,800.00	5,574.53	48.4%
131	Equipment Repairs	911.34	20,184.41	30,000.00	9,815.59	67.3%
132	Early Warning System	0.00	0.00	5,000.00	5,000.00	
133	Vehicle Insurance	0.00	10,667.16	10,000.00	(667.16)	106.7%
136	Capital Outlay	0.00	4,618.85	60,000.00	55,381.15	7.7%
139	Building & Grounds	3,035.65	43,933.84	50,000.00	6,066.16	87.9%
151	Gas & Oil	3,381.95	8,753.72	18,000.00	9,246.28	48.6%
181	Travel & Training	1,465.68	4,933.52	12,000.00	7,066.48	41.1%
	08-Fire Dept Totals	**$87,005.71**	**$523,346.46**	**$1,185,085.00**	**$661,738.54**	

General Fund

Statement of Revenue and Expenditures

		Current Period Jun 2024 Jun 2024 Actual	Year-To-Date Jan 2024 Jun 2024 Actual	Annual Budget Jan 2024 Dec 2024	Annual Budget Jan 2024 Dec 2024 Variance	Jan 2024 Dec 2024 Percent of Budget
Revenue & Expenditures						
Expenses						
09-Human Resources/Grant Admin						
101	Salaries	5,011.52	32,574.88	65,150.00	32,575.12	50.0%
103	Unemployment Comp	0.00	29.75	150.00	120.25	19.8%
105	Insurance	0.00	0.00	6,225.00	6,225.00	
107A	Social Security	310.72	2,019.68	4,050.00	2,030.32	49.9%
107B	Medicare	72.66	472.29	950.00	477.71	49.7%
110	Pension	767.76	4,990.44	10,000.00	5,009.56	49.9%
117	Office Supplies	0.00	0.00	2,000.00	2,000.00	
09-Human Resources/Grant Admin Totals		**$6,162.66**	**$40,087.04**	**$88,525.00**	**$48,437.96**	

General Fund

Statement of Revenue and Expenditures

		Current Period Jun 2024 Jun 2024 Actual	Year-To-Date Jan 2024 Jun 2024 Actual	Annual Budget Jan 2024 Dec 2024	Annual Budget Jan 2024 Dec 2024 Variance	Jan 2024 Dec 2024 Percent of Budget
Revenue & Expenditures						
Expenses						
10-Planning Comm & Inspection						
114	Act 474 Const Indus Educ	0.00	3,896.76	1,200.00	(2,696.76)	324.7%
117	Office Supplies	37.92	221.29	2,500.00	2,278.71	8.9%
181	Travel & Training	0.00	667.54	1,200.00	532.46	55.6%
191	Fund Transfer	0.00	343.75	4,125.00	3,781.25	8.3%
10-Planning Comm & Inspection Totals		**$37.92**	**$5,129.34**	**$9,025.00**	**$3,895.66**	

General Fund

Statement of Revenue and Expenditures

		Current Period Jun 2024 Jun 2024 Actual	Year-To-Date Jan 2024 Jun 2024 Actual	Annual Budget Jan 2024 Dec 2024	Annual Budget Jan 2024 Dec 2024 Variance	Jan 2024 Dec 2024 Percent of Budget
Revenue & Expenditures						
Expenses						
12-Sanitation Dept						
101	Salaries	24,765.37	163,037.95	340,250.00	177,212.05	47.9%
103	Unemployment Comp	4.60	250.67	1,200.00	949.33	20.9%
105	Insurance	4,071.52	22,902.24	48,950.00	26,047.76	46.8%
107A	Social Security	1,532.46	10,088.93	21,100.00	11,011.07	47.8%
107B	Medicare	358.45	2,359.87	4,950.00	2,590.13	47.7%
110	Pension	3,794.13	24,778.57	52,200.00	27,421.43	47.5%
111	Fire Insurance	0.00	4,105.96	2,100.00	(2,005.96)	195.5%
113	Contract Labor	210.00	1,260.00	1,820.00	560.00	69.2%
115	Uniform Allowance	700.00	3,261.59	9,500.00	6,238.41	34.3%
117	Office Supplies	143.74	2,421.63	4,800.00	2,378.37	50.5%
119	Utilities	211.56	1,576.99	5,000.00	3,423.01	31.5%
120	Telephone	201.37	1,258.53	4,000.00	2,741.47	31.5%
131	Equipment Repairs	19,272.54	24,961.94	17,000.00	(7,961.94)	146.8%
133	Vehicle Insurance	0.00	12,340.03	8,200.00	(4,140.03)	150.5%
136	Capital Outlay	0.00	28,816.22	40,000.00	11,183.78	72.0%
137	Debt Service Exp. - Capit.	12,726.16	81,414.85	270,000.00	188,585.15	30.2%
139	Building & Grounds	120.07	5,792.43	10,000.00	4,207.57	57.9%
150	Chemicals	0.00	692.84	1,000.00	307.16	69.3%
151	Gas & Oil	10,136.98	40,665.47	150,000.00	109,334.53	27.1%
160	Tires & Tubes	44.20	14,412.87	18,000.00	3,587.13	80.1%
181	Travel & Training	76.90	461.59	2,000.00	1,538.41	23.1%
192	Disposal, Class 3 & 4	10,964.86	60,795.76	110,000.00	49,204.24	55.3%
193	Disposal, Solid Waste	21,086.87	114,993.57	240,000.00	125,006.43	47.9%
	12-Sanitation Dept Totals	**$110,421.78**	**$622,650.50**	**$1,362,070.00**	**$739,419.50**	

General Fund

Statement of Revenue and Expenditures

		Current Period Jun 2024 Jun 2024 Actual	Year-To-Date Jan 2024 Jun 2024 Actual	Annual Budget Jan 2024 Dec 2024	Annual Budget Jan 2024 Dec 2024 Variance	Jan 2024 Dec 2024 Percent of Budget
Revenue & Expenditures						
Expenses						
14-Parks & Recreation Dept						
191	Fund Transfer	25,000.00	50,000.00	100,000.00	50,000.00	50.0%
14-Parks & Recreation Dept Totals		**$25,000.00**	**$50,000.00**	**$100,000.00**	**$50,000.00**	

General Fund

Statement of Revenue and Expenditures

		Current Period Jun 2024 Jun 2024 Actual	Year-To-Date Jan 2024 Jun 2024 Actual	Annual Budget Jan 2024 Dec 2024	Annual Budget Jan 2024 Dec 2024 Variance	Jan 2024 Dec 2024 Percent of Budget
Revenue & Expenditures						
Expenses						
15-District Court						
101	Salaries	7,849.60	51,537.60	102,475.00	50,937.40	50.3%
102	Shared Salaries	2,027.08	12,162.48	24,325.00	12,162.52	50.0%
103	Unemployment Comp	0.00	89.25	450.00	360.75	19.8%
105	Insurance	1,526.79	9,160.74	18,350.00	9,189.26	49.9%
107A	Social Security	486.66	3,195.23	6,375.00	3,179.77	50.1%
107B	Medicare	113.82	747.30	1,500.00	752.70	49.8%
110	Pension	1,202.56	7,895.58	15,700.00	7,804.42	50.3%
117	Office Supplies	698.33	3,660.73	11,100.00	7,439.27	33.0%
120	Telephone	142.61	855.66	1,800.00	944.34	47.5%
181	Travel & Training	0.00	1,189.05	2,000.00	810.95	59.5%
	15-District Court Totals	**$14,047.45**	**$90,493.62**	**$184,075.00**	**$93,581.38**	

General Fund

Statement of Revenue and Expenditures

		Current Period Jun 2024 Jun 2024 Actual	Year-To-Date Jan 2024 Jun 2024 Actual	Annual Budget Jan 2024 Dec 2024	Annual Budget Jan 2024 Dec 2024 Variance	Jan 2024 Dec 2024 Percent of Budget
Revenue & Expenditures						
Expenses						
Street Dept						
191	Fund Transfer	0.00	234,532.94		(234,532.94)	
	Street Dept Totals	**$0.00**	**$234,532.94**		**($234,532.94)**	

General Fund

Statement of Revenue and Expenditures

		Current Period Jun 2024 Jun 2024 Actual	Year-To-Date Jan 2024 Jun 2024 Actual	Annual Budget Jan 2024 Dec 2024	Annual Budget Jan 2024 Dec 2024 Variance	Jan 2024 Dec 2024 Percent of Budget
Fund Balances						
	Beginning Fund Balance	2,517,507.89	2,392,013.98		0.00	

General Fund

Statement of Revenue and Expenditures

		Current Period Jun 2024 Jun 2024 Actual	Year-To-Date Jan 2024 Jun 2024 Actual	Annual Budget Jan 2024 Dec 2024	Annual Budget Jan 2024 Dec 2024 Variance	Jan 2024 Dec 2024 Percent of Budget
Fund Balances						
	Net Change in Fund Balance	36,112.38	161,606.29	(145,455.00)	0.00	

General Fund

Statement of Revenue and Expenditures

		Current Period Jun 2024 Jun 2024 Actual	Year-To-Date Jan 2024 Jun 2024 Actual	Annual Budget Jan 2024 Dec 2024	Annual Budget Jan 2024 Dec 2024 Variance	Jan 2024 Dec 2024 Percent of Budget
Fund Balances						
	Ending Fund Balance	2,553,620.27	2,553,620.27		0.00	

Street Fund
Balance Sheets
5 Year Comparative
6/30/2024

	Book Value Jun 2024 Actual	Book Value Jun 2023 Actual	Book Value Jun 2022 Actual	Book Value Jun 2021 Actual	Book Value Jun 2020 Actual
Assets					
Current Assets					
Cash					
Cross Bank CD			300,178.36	472,620.91	464,437.81
Street Fund Bank A/C	324,740.27	438,542.72	398,446.36	214,714.98	259,044.32
Total Current Assets	**$324,740.27**	**$438,542.72**	**$698,624.72**	**$687,335.89**	**$723,482.13**
Total Assets	**$324,740.27**	**$438,542.72**	**$698,624.72**	**$687,335.89**	**$723,482.13**
Fund Balance					
Suplus Carryover					
Current Net Income	(5,176.21)	(90,610.65)	91,995.07	(44,422.95)	(41,188.31)
Street Fund Balance	329,916.48	529,153.37	606,629.65	731,758.84	764,670.44
Total Fund Balance	**$324,740.27**	**$438,542.72**	**$698,624.72**	**$687,335.89**	**$723,482.13**
Total Liabilities and Equity	**$324,740.27**	**$438,542.72**	**$698,624.72**	**$687,335.89**	**$723,482.13**

City of Wynne-Street Fund

Statement of Revenue and Expenditures

		Current Period Jun 2024 Jun 2024 Actual	Year-To-Date Jan 2024 Jun 2024 Actual	Annual Budget Jan 2024 Dec 2024	Annual Budget Jan 2024 Dec 2024 Variance	Jan 2024 Dec 2024 Percent of Budget
Revenue & Expenditures						
Revenue						
	Insurance Proceeds	0.00	14,168.52		(14,168.52)	
051	State Turnbacks	59,694.65	348,972.69	705,100.00	356,127.31	49.5%
056	Street Cutting	0.00	0.00	500.00	500.00	
074	City Sales Tax	16,256.66	103,269.43	194,925.00	91,655.57	53.0%
092	Interest on Investments	406.58	2,601.33		(2,601.33)	
093	Sales of Equipment	0.00	4,975.00		(4,975.00)	
094A	Misc Income	0.00	12.83		(12.83)	
CRT	County Road Tax	4,283.81	65,423.28	145,000.00	79,576.72	45.1%
FT	Fund Transfer	0.00	234,532.94		(234,532.94)	
	Revenue	**$80,641.70**	**$773,956.02**	**$1,045,525.00**	**$271,568.98**	
	Gross Profit	**$80,641.70**	**$773,956.02**	**$1,045,525.00**	**$0.00**	
Expenses						
101	Salaries	24,765.36	163,037.95	340,250.00	177,212.05	47.9%
103	Unemployment Comp	4.58	250.58	1,200.00	949.42	20.9%
105	Insurance	4,071.36	22,901.46	48,950.00	26,048.54	46.8%
107A	Social Security	1,532.36	10,088.21	21,100.00	11,011.79	47.8%
107B	Medicare	358.33	2,359.02	4,950.00	2,590.98	47.7%
108	Workers Comp	0.00	6,095.78	7,750.00	1,654.22	78.7%
110	Pension	3,793.99	24,777.63	52,200.00	27,422.37	47.5%
111	Fire Insurance	0.00	4,193.84	2,100.00	(2,093.84)	199.7%
113	Contract Labor	0.00	0.00	1,820.00	1,820.00	
115	Uniform Allowance	700.00	3,261.61	9,500.00	6,238.39	34.3%
116	Publications & Dues	0.00	13,299.10	13,975.00	675.90	95.2%
117	Office Supplies	127.67	2,151.33	4,800.00	2,648.67	44.8%
119	Utilities	211.56	1,576.99	5,000.00	3,423.01	31.5%
120	Telephone	201.38	1,258.53	4,000.00	2,741.47	31.5%
131	Equipment Repairs	5,040.74	29,687.20	20,000.00	(9,687.20)	148.4%
133	Vehicle Insurance	0.00	13,306.60	11,000.00	(2,306.60)	121.0%
136	Capital Outlay	0.00	293,300.94	100,000.00	(193,300.94)	293.3%
137	Debt Service Exp. - Capit.	9,044.98	80,452.80	220,000.00	139,547.20	36.6%
139	Building & Grounds	70.35	3,079.18	5,000.00	1,920.82	61.6%
140	Traffic Control Maintenance	0.00	0.00	12,000.00	12,000.00	
142	Street Lights	8,389.22	43,917.56	116,100.00	72,182.44	37.8%
151	Gas & Oil	13,754.83	29,866.04	55,000.00	25,133.96	54.3%
154	Supplies	4,852.82	24,792.99	300,000.00	275,207.01	8.3%
160	Tires & Tubes	132.60	5,015.30	6,000.00	984.70	83.6%
181	Travel & Training	76.90	461.59	2,000.00	1,538.41	23.1%
199	City Sales Tax Projects	0.00	0.00	75,000.00	75,000.00	
	Expenses	**$77,129.03**	**$779,132.23**	**$1,439,695.00**	**$660,562.77**	
	Revenue Less Expenditures	**$3,512.67**	**($5,176.21)**	**($394,170.00)**	**$0.00**	
	Net Change in Fund Balance	**$3,512.67**	**($5,176.21)**	**($394,170.00)**	**$0.00**	
Fund Balances						
	Beginning Fund Balance	321,227.60	329,916.48		0.00	
	Net Change in Fund Balance	3,512.67	(5,176.21)	(394,170.00)	0.00	
	Ending Fund Balance	324,740.27	324,740.27		0.00	

Parks & Recreation
Balance Sheets
5 Year Comparative
6/30/2024

	Book Value Jun 2024 Actual	Book Value Jun 2023 Actual	Book Value Jun 2022 Actual	Book Value Jun 2021 Actual	Book Value Jun 2020 Actual
Assets					
Current Assets					
Cash					
Cross Bank CD	596,663.83		100,059.45		
Cross Bank checking	267,376.02	183,467.66			
First National Bank of EA	6,713.62	6,700.52	137,894.70	250,995.93	102,904.00
Parks & Recreation Operating A			196,337.47	247,440.36	92,273.44
Partners Bank CD					150,000.00
Petty Cash	1,000.00	1,000.00	1,000.00	1,000.00	500.00
Total Current Assets	**$871,753.47**	**$191,168.18**	**$435,291.62**	**$499,436.29**	**$345,677.44**
Total Assets	**$871,753.47**	**$191,168.18**	**$435,291.62**	**$499,436.29**	**$345,677.44**
Fund Balance					
Suplus Carryover					
Current Net Income	(49,068.75)	(350,272.54)	78,201.50	143,907.79	120,608.96
Parks & Recreation Fund Bal.	920,822.22	541,440.72	357,090.12	355,528.50	225,068.48
Total Fund Balance	**$871,753.47**	**$191,168.18**	**$435,291.62**	**$499,436.29**	**$345,677.44**
Total Liabilities and Equity	**$871,753.47**	**$191,168.18**	**$435,291.62**	**$499,436.29**	**$345,677.44**

City of Wynne- Park & Rec Fund

Statement of Revenue and Expenditures

		Current Period Jun 2024 Jun 2024 Actual	Year-To-Date Jan 2024 Jun 2024 Actual	Annual Budget Jan 2024 Dec 2024	Annual Budget Jan 2024 Dec 2024 Variance	Jan 2024 Dec 2024 Percent of Budget
Revenue & Expenditures						
Revenue						
	Concessions	13,718.74	69,780.22	85,000.00	15,219.78	82.1%
	Donations	0.00	14,500.00	13,500.00	(1,000.00)	107.4%
	Grant	0.00	0.00	125,000.00	125,000.00	
	Insurance Proceeds	0.00	7,789.44		(7,789.44)	
	Rental-Field/Park	7,495.13	18,571.57	100,000.00	81,428.43	18.6%
	Saddle Club	1,200.00	1,200.00	1,200.00	0.00	100.0%
074	City Sales Tax	48,731.02	309,560.68	585,000.00	275,439.32	52.9%
092	Interest on Investments	2,822.26	15,832.99	500.00	(15,332.99)	3,166.6%
FT	Fund Transfer	25,000.00	50,000.00	100,000.00	50,000.00	50.0%
	Revenue	**$98,967.15**	**$487,234.90**	**$1,010,200.00**	**$522,965.10**	
	Gross Profit	**$98,967.15**	**$487,234.90**	**$1,010,200.00**	**$0.00**	
Expenses						
101	Salaries	19,245.74	104,767.87	224,400.00	119,632.13	46.7%
103	Unemployment Comp	20.57	203.29	900.00	696.71	22.6%
105	Insurance	2,544.65	13,232.18	30,650.00	17,417.82	43.2%
107A	Social Security	1,193.26	6,495.66	13,925.00	7,429.34	46.6%
107B	Medicare	279.04	1,519.11	3,275.00	1,755.89	46.4%
108	Workers Comp	0.00	2,917.79	3,250.00	332.21	89.8%
110	Pension	2,398.60	14,084.04	30,900.00	16,815.96	45.6%
111	Fire Insurance	0.00	11,395.84	11,000.00	(395.84)	103.6%
113	Contract Labor	157.50	682.50	12,800.00	12,117.50	5.3%
117	Office Supplies	505.65	2,282.85	5,000.00	2,717.15	45.7%
119	Utilities	6,390.29	24,412.81	50,000.00	25,587.19	48.8%
120	Telephone	394.83	2,369.10	7,500.00	5,130.90	31.6%
131	Equipment Repairs	0.00	5,333.49	10,000.00	4,666.51	53.3%
133	Vehicle Insurance	0.00	2,758.26	3,500.00	741.74	78.8%
136	Capital Outlay	0.00	42,980.00	77,500.00	34,520.00	55.5%
137	Debt Service Exp. - Capit.	0.00	0.00	95,500.00	95,500.00	
138	Capital Improvement	0.00	169,545.13	200,000.00	30,454.87	84.8%
139	Building & Grounds	33,637.84	61,053.97	80,000.00	18,946.03	76.3%
151	Gas & Oil	2,939.27	4,356.45	13,000.00	8,643.55	33.5%
154	Supplies	2,621.57	50,913.31	48,000.00	(2,913.31)	106.1%
194	Contracted Aid	2,500.00	15,000.00	30,000.00	15,000.00	50.0%
	Expenses	**$74,828.81**	**$536,303.65**	**$951,100.00**	**$414,796.35**	
	Revenue Less Expenditures	**$24,138.34**	**($49,068.75)**	**$59,100.00**	**$0.00**	
	Net Change in Fund Balance	**$24,138.34**	**($49,068.75)**	**$59,100.00**	**$0.00**	
Fund Balances						
	Beginning Fund Balance	847,615.13	920,822.22		0.00	
	Net Change in Fund Balance	24,138.34	(49,068.75)	59,100.00	0.00	
	Ending Fund Balance	871,753.47	871,753.47		0.00	

June 2024 Mosquito Control Report



Wynne, AR

Prepared by:

Vector Disease Control

2221 South Church

Jonesboro, AR 72401

www.vdcinc.com

Office: 870-933-8330



City of Wynne Activity Report

June 2024

Vector Disease Control, Inc. (VDCI) provides a proven, scientific approach to mosquito control for the City of Wynne. VDCI's operations include larval and adult mosquito surveillance followed by the application of larvicides and adulticides.

Mosquito Surveillance

VDCI has utilized a total of **(6)** New Jersey light traps placed in residential and recreational areas throughout Wynne. These traps collected an average of **51.66** mosquitoes per trap night (**2,170**) total mosquitoes during this time. There have been a total of **3** mosquito species collected.

Larval Control Activity

Permanent water, flood water, artificial containers, and drainage system sites are inspected for larval mosquito breeding on a regular basis. In total, **16** sites were inspected with **3** sites having mosquito larvae present. As a result of these inspections, **88.00** ounces of granular BTI (VectoBacG) was applied to these mosquito breeding sites. Additionally, VDCI is continuing to eliminate breeding habitat for artificial container mosquitoes by targeting bird baths, buckets, tires etc.

Adult Mosquito Control Activity


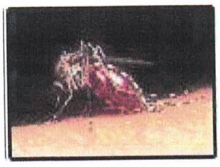




Vector Disease Control International
2221 N Church Street
Jonesboro, AR 72401
870.933.6939
www.vdci.net

In response to community events and mosquito surveillance data, VDCI applied the adulticide on **12** truck routes for this reporting period. All adulticide ULV applications were made with truck-mounted ULV units equipped with GPS-enabled monitors. During this report period, a total of **586.58** spray miles of 21,328.0 **acres** were treated with a total of **124** gallons of adulticide in residential and recreational areas. In addition to routine truck spraying, VDCI has responded to **2** service requests and adulticided all parks, and any special events during the month.

Summary

Throughout this reporting period, VDCI has continued to provide exceptional control of larval and adult mosquito populations. VDCI will remain diligent in our surveillance and control activities to prevent a significant increase in the mosquito population. If VDCI detects a significant rise in the mosquito population we will increase larval and adult control. As always, VDCI welcomes residents with any mosquito-related questions or concerns to contact VDCI's Jonesboro office directly at 855.933.6939.

Ground Adulticide Applications

Start Date: 06/01/2024 **End Date:** 06/30/2024

Wynne

Month	Date	Municipality	Chemical	Mix Ratio	Trip Miles	Spray Miles	Spray Acres	Gallons Sprayed
Wynne Zone 1 Applications								
June 2024	06/06/2024	Wynne	Permanone 30-30 (General Use) (432-1235)	1:5	134.1	39.5	1,434.4	9.0
	06/10/2024	Wynne	Permanone 30-30 (General Use) (432-1235)	1:5	140.2	48.6	1,765.3	10.0
	06/18/2024	Wynne	Permanone 30-30 (General Use) (432-1235)	1:5	134.1	39.5	1,434.4	9.0
	06/26/2024	Wynne	Permanone 30-30 (General Use) (432-1235)	1:5	134.1	39.5	1,434.4	9.0
				Total Permanone 30-30 (General Use) Applied:				*37.0*
June 2024	06/14/2024	Wynne	CSI 30-30 (53883-298)	1:5	159.1	65.4	2,378.3	8.0
	06/20/2024	Wynne	CSI 30-30 (53883-298)	1:5	134.1	39.5	1,434.4	9.0
						Total CSI 30-30 Applied:		*17.0*
				Wynne Zone 1 Totals:	***835.8***	***271.8***	***9,881.2***	***54.0***
Wynne Zone 2 Applications								
June 2024	06/05/2024		Permanone 30-30 (General Use) (432-1235)	1:5	134.3	41.6	1,511.6	10.0
	06/11/2024	Wynne	Permanone 30-30 (General Use) (432-1235)	1:5	159.8	65.0	2,363.6	12.0
	06/17/2024	Wynne	Permanone 30-30 (General Use) (432-1235)	1:5	159.1	62.5	2,274.0	14.0

Vector Disease Control International
2221 N Church St
Jonesboro, AR 72401

Month	Date	Municipality	Chemical	Mix Ratio	Trip Miles	Spray Miles	Spray Acres	Gallons Sprayed
				Total Permanone 30-30 (General Use) Applied:				*36.0*
June 2024	06/25/2024	Wynne	CSI 30-30 (53883-298)	1:4	138.0	41.6	1,511.5	9.0
	06/26/2024	Wynne	CSI 30-30 (53883-298)	1:4	135.7	40.8	1,483.1	10.0
	06/28/2024	Wynne	CSI 30-30 (53883-298)	1:3	159.1	63.3	2,303.0	15.0
				Total CSI 30-30 Applied:				*34.0*
				Wynne Zone 2 Totals:	***886.0***	***314.8***	***11,446.8***	***70.0***
				Grand Totals:	***1,721.8***	***586.6***	***21,328.0***	***124.0***

Vector Disease Control International
2221 N Church St
Jonesboro, AR 72401

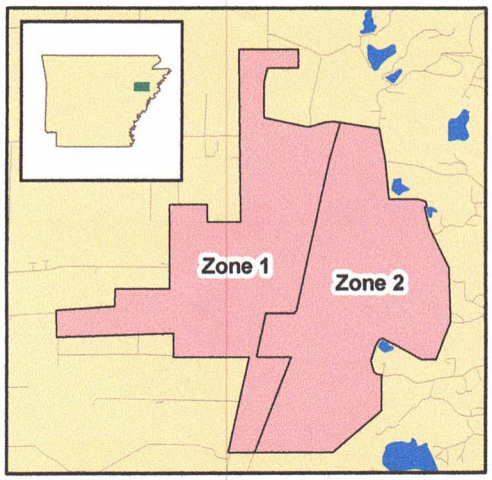

Wynne, Arkansas

Ground Adulticide Application Date: June 11, 2024

Sprayer Status

- Spray Off
- Spray On

Chemical: Permanone 30-30
Quantity Used: 30.3 gal
Miles Treated: 65.0
Acres Treated: 2,363.6

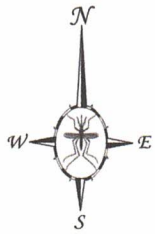

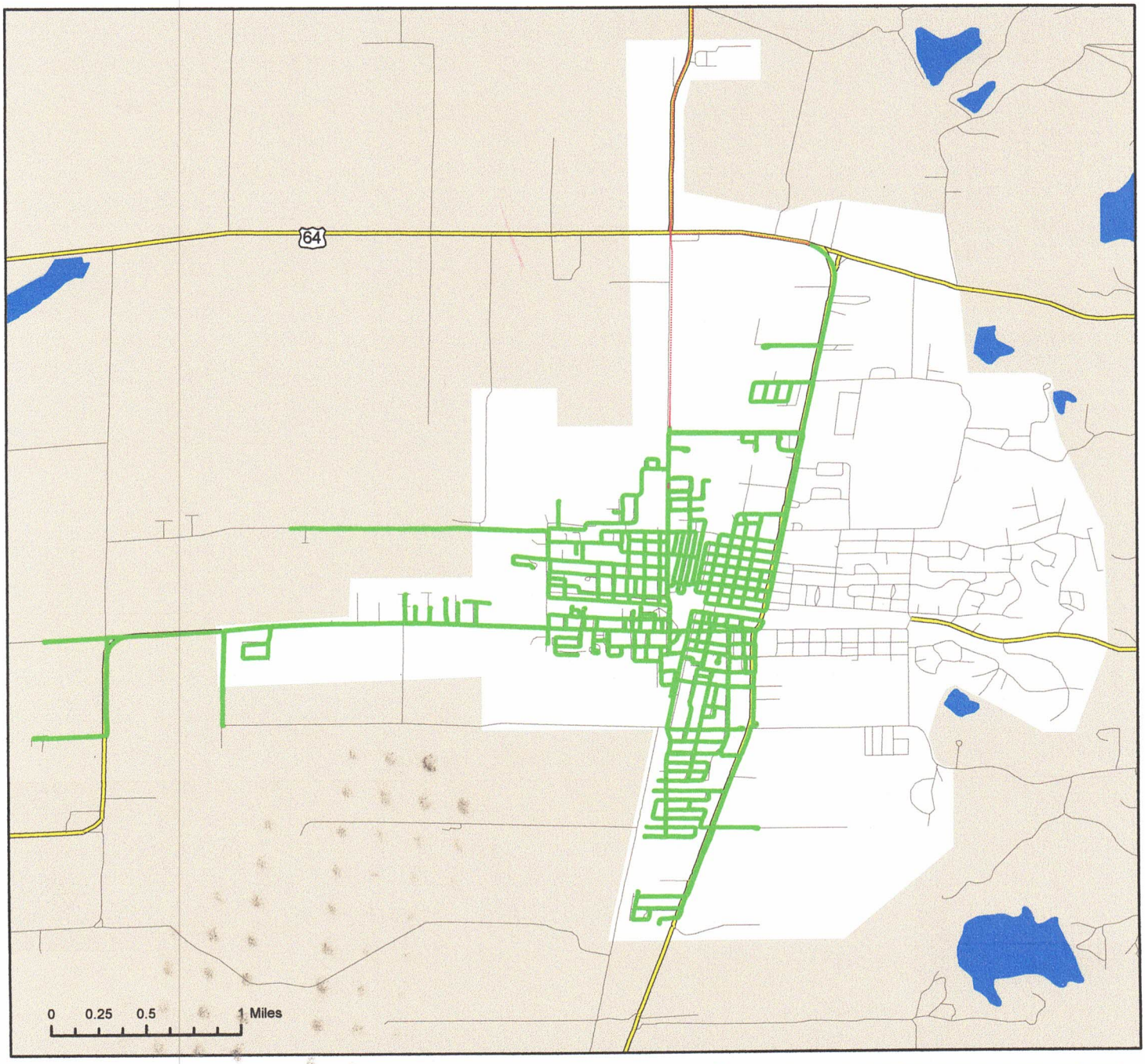

VDCI
1320 Brookland Dr., suite H
Little Rock, AR 72202

These map products were developed for use by VDCI for its internal purposes only and were not designed or intended for general use by members of the public. VDCI makes no representation or warranty as to its accuracy, timeliness, or completeness, and in particular, its accuracy in labeling or displaying dimensions, contours, property boundaries, or placement or location of any map features thereon. © 2024 VDCI. All rights reserved.

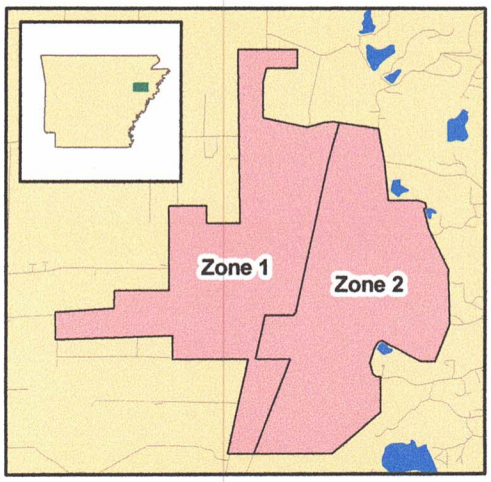

Wynne, Arkansas

Ground Adulticide Application Date: June 5, 2024

Sprayer Status

- Spray Off
- Spray On

Chemical: Permanone 30-30
Quantity Used: 19.8 gal
Miles Treated: 41.6
Acres Treated: 1,511.6

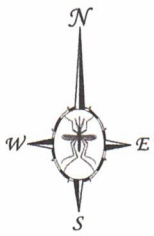

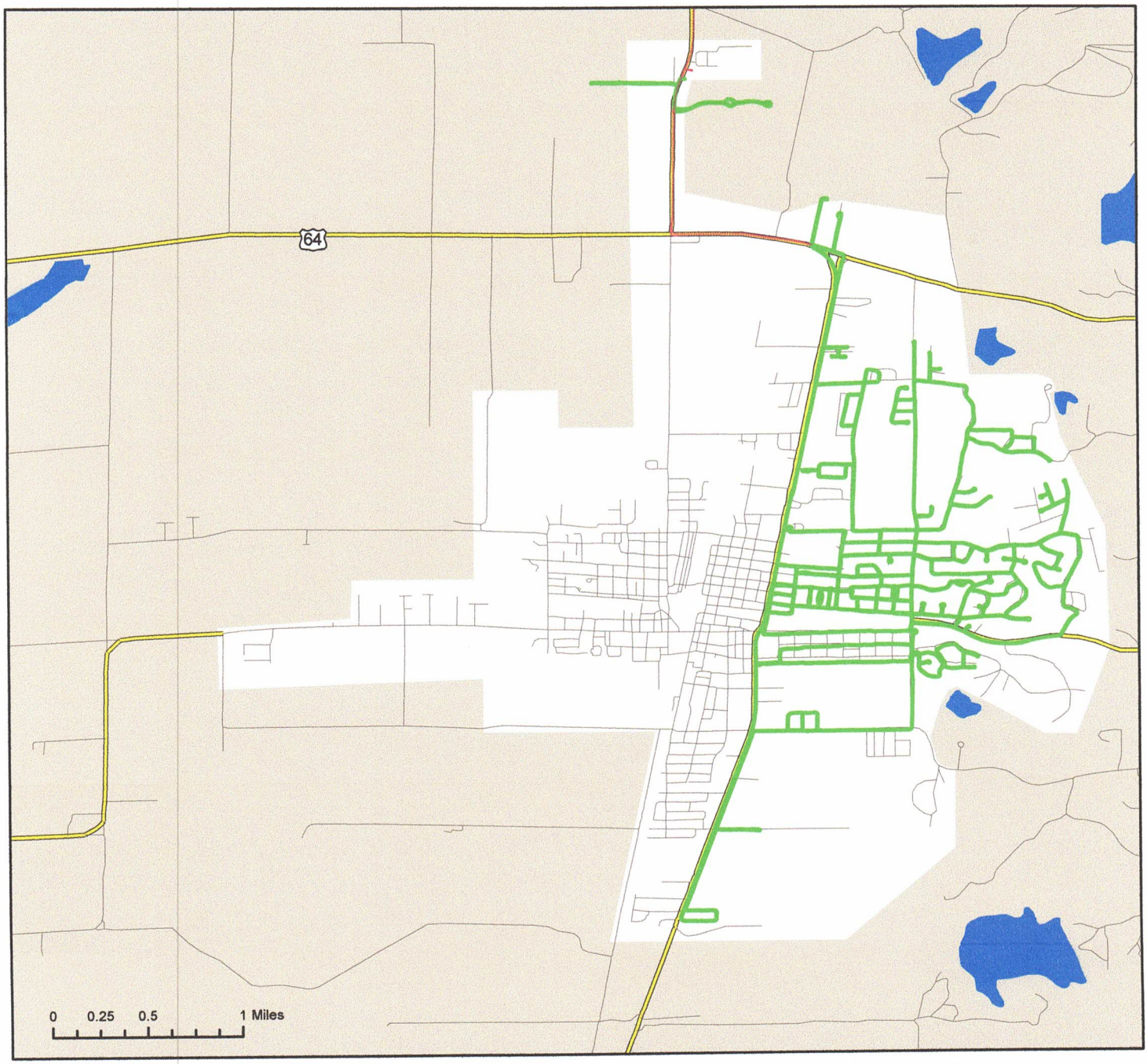

VDCI
1320 Brookland Dr., suite H
Little Rock, AR 72202

These map products were developed for use by VDCI for its internal purposes only and were not designed or intended for general use by members of the public. VDCI makes no representation or warranty as to its accuracy, timeliness, or completeness, and in particular, its accuracy in labeling or displaying dimensions, contours, property boundaries, or placement or location of any map features thereon. © 2024 VDCI. All rights reserved.