Wynne City Council Meeting

Tuesday, August 12, 2025

Invocation

Pledge

Roll Call

Approval of Minutes from July 8, 2025

Department Reports:

- Jase Long – Parks & Recs
- Kyle Frymire – Public Works
- Blake Marotti – Wynne Water
- Kory Ward – Fire Chief
- Richard Dennis – Police Chief

New Business:

1. Ordinance 916 Addressing Vehicles with Trailers at Three-way Intersection of East Union, Killough road, and Highway 64 B.

MINUTES OF THE WYNNE CITY COUNCIL
July 8, 2025

The Wynne City Council met at Wynne City Hall on July 8, 2025, at 6:00 p.m. with Mayor JENNIFER HOBBS presiding. The roll was called, and the following councilpersons answered to their names: CHRIS DAVIS, BILLY FOWLER, RICKY MCDANIEL, STEVIE NELSON, LESTER MILLER, JOSHUA WYATT, BUCK MORRIS, LISA CARTER, JASON NICHOLS, and TYLER WAYMIRE; a quorum was declared. City Clerk, Emily Watts, was present. City Attorney, Kevin A. Watts, was present.

On the motion of Councilperson Morris and seconded by Councilperson Nelson and by consent of all Members present, the minutes of a regular council meeting held on June 10, 2025, were approved, accepted, and filed as prepared by the City Clerk.

Richard Dennis, Wynne Police Department, Kyle Frymire, Public Works, Jase Long, Parks & Recreation, Kory Ward, Wynne Fire Department, and Jennifer Hobbs, Mayor all provided monthly reports. On the motion of Councilperson Morris and seconded by Councilperson Nelson, and by consent of all members present, the department reports presented were approved and accepted.

For the First item of business, Mayor Hobbs presented and read in its entirety Resolution 7-8-25A, "a resolution authorizing the Mayor of Wynne to apply for a grant on behalf of the Wynne Parks & Recreation Department." After further discussion, Councilperson Morris, with a second by Councilperson Waymire, made a motion to approve Resolution 7-8-25A. With the consent of all members present, Resolution 7-8-25A was passed and approved.

For the Second item of business, Mayor Hobbs presented and read in its entirety Resolution 7-8-25B, "a resolution authorizing the Mayor of Wynne to apply for a grant on behalf of the Wynne Fire Department." After further discussion, Councilperson Morris, with a second by Councilperson Nichols, made a motion to approve Resolution 7-8-25B. With the consent of all members present, Resolution 7-8-25B was passed and approved.

For the Third item of business, Fire Chief Kory Ward asked the Council approval to purchase an air compressor in the amount of $33,883.41 and air filler in the amount of $15,131.06 from Siddons-Martin Emergency Group, Denton, TX. After further discussion, Councilperson Nichols, with a second by Councilperson Wyatt, made a motion to approve the expenditure. With the consent of all members present, the motion was approved.

For the Fourth item of business, Mayor Hobbs asked the Council approval to upgrade the City of Wynne website. After further discussion, Councilperson Davis, with a second by Councilperson Morris, made a motion to approve option B to upgrade the website and use an app that integrates with the website with Brooks Jeffrey Marketing, Inc. This package costs $5,995: $2,495 for an annual website hosting fee, $1,995 annual app subscription, one-time fee of $100 for a setup of .gov domain, and $55 fee to redirect .org to .gov domain. With the consent of all members present, the motion was approved.

With no further business before the council and upon motion by Councilperson Wyatt, second by Councilperson Miller, and consent of all, the meeting adjourned.

_____
Jennifer Hobbs, Mayor

ATTEST:

_____
Emily N. Watts, City Clerk

Parks & Recreation

City Council Report

August 2025

- Collected in $715.00 RV Rentals in July.
- Collected in $300.00 MP Rentals
- 220.4 Gallons of gas & 40 Gallons of diesel were used in July.
- We've had 65 kids sign up for Flag Football so far.
- Flag Football season starts September 2nd on the International Field at the Sports Complex.

DEPARTMENT OF PUBLIC WORKS MONTHLY REPORT FOR JULY 2025

COLLECTED $375.45 FOR CLASS 3 HAULED TO CITY SHOP

COLLECTED $8,198.00 FOR ROLLOFFS (RENTAL, HAULING, DISPOSAL)

THE PUBLIC WORKS DEPT. USED 497.7 GALLONS OF GAS AND 3086.4 GALLONS OF DIESEL.

HAULED 530.35 TONS OF CLASS I AND 265.1 TONS OF CLASS 3 TO THE WEST MEMPHIS LANDFILL, TOTAL COST $33,557.11

JULY MONTHLY REPORT

PERMIT TYPE	HOW MANY SOLD	INSPECTIONS COMPLETED
Res Single Family	1	
Res Multi Family		
Res Addition		
Res Alterations	1	1
Manufactured Homes	3	
Res electrical single family	4	9
Res Electrical Multi Family		
Res Electrical Alteration	1	
Res Electrical Addition		
Res Generator		
Res Plumbing Single Family		7
Res Plumbing Multi Family		
Res Plumbing Addition		
Res Plumbing Alteration		1
Res Gas Piping		11
Res HVAC Single Family	3	4
Res HVAC Multi Family		
Res HVAC Alteration	1	
Res HVAC Change OUT		
Res HVAC Mini Splits		
Res Accessory Building	2	1
Fencing Permit	1	1
Decks/Swimming Pools/Retaining Walls	1	
Storms Shelter		
Demolition	1	
Comm. Buliding 0-10,000 sq ft		
Comm. Building 10,000+ sqft		1
Comm. Alterations		
Comm. Electrical	2	1
Comm. Electrical Alterations		
Comm. HVAC		1
Comm. Alterations		

JULY MONTHLY REPORT

PERMIT TYPE	HOW MANY SOLD	INSPECTIONS COMPLETED
Comm. Change Out		
Comm. Mini Splits		
Commercial Plumbing		16
Comm. Gas		
Comm. Alterations		
Commercial Sprinklers		
Comm. Signs		
Mobile Vending/Temp Tents		
Reroofing		
Communication Towers		
Total Number Permits Sold	22	

INSPECTIONS ONLY

Fire Inspection	20
Foundation	3
Framing	4
Address	2
Final Inspections	1
Public Service	
Contractor Lic.	13
MISC.	
Total Inspections For the MONTH	81

Total Receipts JULY 2025 .. $6,736.03

Fire - Incident Types with Monthly Breakdown

Date: Monday, August 4, 2025
Time: 2:19:48 PM

Alarm Date between 2025-07-01 and 2025-07-31

Incident Type Group	Incident Type Group	Details
100 - Fire	3	3 Rows
300 - EMS	45	45 Rows
400 - HAZMAT	2	2 Rows
500 - Service Call	4	4 Rows
600 - Series	4	4 Rows
700 - False Alarm	2	2 Rows
800 - Natural Disaster	1	1 Rows

Incident Type Group	2025-07-01	Total
300 - EMS	45	45
500 - Service Call	4	4
400 - HAZMAT	2	2
100 - Fire	3	3
700 - False Alarm	2	2
600 - Series	4	4
800 - Natural Disaster	1	1
Monthly Total	61	61

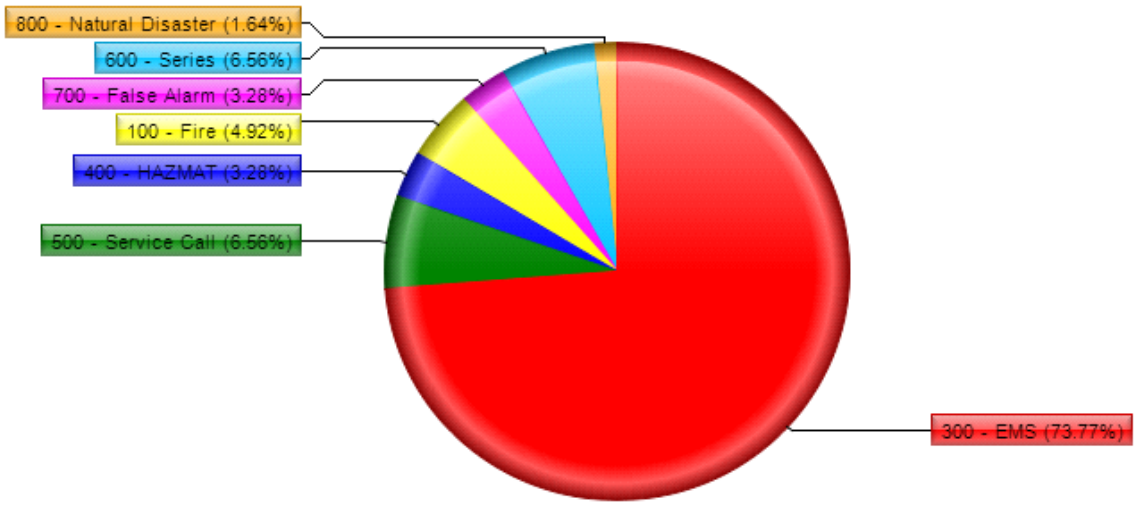

Wynne Police Department
Report to the City Council
Jul-25

Arrest:

Citations	151
Warnings	301
Felony	26

Accidents:

	14

Warrants:

Issued	101
Served	92

Receipts:

Act 1188 - City Ordinances	$	1,925.13
Act 988 - No Insurance Fines	$	1,590.00
Fines Collected by Municipal Court	$	12,344.87
Privilege License	$	6,325.00
Accident and Incident Reports	$	390.00
Total Receipts:	**$**	**22,575.00**

Milage:

Unit 1	2021 Dodge Charger	Miles On OD	36925
Unit 2	2021 Dodge Charger	Miles On OD	35383
Unit 3	2019 Dodge Charger	Miles On OD	64030
Unit 4	2019 Dodge Charger	Miles On OD	46727
Unit 5	2019 Dodge Charger	Miles On OD	n/a
Unit 6	2021 Dodge Charger	Miles On OD	35520
Unit 7	2020 Dodge Durango	Miles On OD	n/a
Unit 8	2021 Dodge Charger	Miles On OD	26745
Unit 9	2020 Dodge Durango	Miles On OD	40004
Unit 10	2019 Dodge Charger	Miles On OD	n/a
Unit 11	2018 Dodge Charger	Miles On OD	49776
Unit 14	2025 Dodge Ram	Miles On OD	2742
Unit 16	2021 Dodge Charger	Miles On OD	45222
Unit 17	2025 Dodge Durango	Miles On OD	5064
Unit 18	2025 Dodge Durango	Miles On OD	5926
Unit 19	2018 Dodge Charger	Miles On OD	54740
Unit 20	2018 Dodge Charger	Miles On OD	n/a
Unit 21	2018 Ford Fusion	Miles On OD	n/a
Unit 22	2023 Dodge Charger	Miles On OD	14685
Unit 23	2021 Grey Dodge Pickup	Miles On OD	36047
Unit 24	2021 Maroon Dodge Pickup	Miles On OD	n/a
Unit 25	2023 Dodge Charger	Miles On OD	14617
Unit 26	2023 Dodge Charger	Miles On OD	26289
Unit 27	2023 Dodge Charger	Miles On OD	23225
Unit 28	2024 Dodge Durango	Miles On OD	12216
Unit 29	2024 Dodge Durango	Miles On OD	23229
Unit 30	2024 Dodge Durango	Miles On OD	17126
Unit 31	2012 Chevy Silverado	Miles On OD	n/a

Gasoline Usage:

Used by the Police Department	1,858.20

PURCHASE ORDERS **2025** **July**

PO # / Invoice if Available	DATE	MERCHANT	SERVICE	UNIT #	DEPT CODE		AMOUNT
Beginning Balance					**Uniforms**	$	**16,706.73**
44290/35713	6/27/2025	Ann Chapman's	1 x 5-11 Class A pant, 1 x name plate	117	15	$	(86.75)
44290/35712	6/27/2025	Ann Chapman's	1 x name Plate, 1 x class A shirt, 1 x class A Pant	125	15	$	(151.39)
44290/35770	7/12/2025	Ann Chapman's	1 x black tie 20in.	125	15	$	(9.00)
Ending Balance						$	**16,459.59**
Beginning Balance					**Office Supplies**	$	**12,517.57**
44284/4235926943	7/3/2025	Cintas	Mat Services		17	$	(146.91)
44286	7/7/2025	Wal-Mart (visa)	Black & Colored ink 245 &246XL		17	$	(62.74)
44291/9412	7/1/2025	Urgent Care	Instant DS 10 Panel & work Physical		17	$	(105.00)
44294/4237291417	7/17/2025	Cintas	Mat Services		17	$	(85.07)
44294/4238754184	7/31/2025	Cintas	Mat Services		17	$	(146.91)
44295/4234369786	6/19/2025	Cintas	Mat Services		17	$	(85.07)
44296	7/18/2025	Wal-Mart	Water, Fabuloso, Swiffer refills, Trash bags, Soap		17	$	(41.44)
44296	7/28/2025	Wal-Mart	Foam Cups and Febreze		17	$	(7.96)
44297	7/21/2025	USPS (Visa)	Roll of Stamps		17	$	(78.00)
44300/1744529-0	7/24/2025	Pettus	Multi Fold Paper Towels		17	$	(28.06)
Ending Balance						$	**11,730.41**
Beginning Balance					**Equip Repair**	$	**11,801.83**
44283/1374-395673	7/2/2025	O'Reilly Autoparts	Battery, core charge, and core return	16	31	$	(224.38)
44283/1374-396686	7/10/2025	O'Reilly Autoparts	Capsule	112	31	$	(79.13)
44283/1374-397760	7/19/2025	O'Reilly Autoparts	Wiper Fluid	115/17	31	$	(7.17)
44283/1374-398566	7/26/2025	O'Reilly Autoparts	Wiper Blade x 2	121	31	$	(83.96)
44283/1374-398567	7/26/2025	O'Reilly Autoparts	Wiper Blade x 2	122/27	31	$	(83.96)
44285/i9001	6/23/2025	Westmoreland	Repair of AC		31	$	(175.47)
44289/23650	7/7/2025	A.J.'s Automotive	Starter and labor	121/1	31	$	(248.11)
44289/23656	7/8/2025	A.J.'s Automotive	Tire repair and patch	27	31	$	(22.10)
44289/23684	7/14/2025	A.J.'s Automotive	Tire repair and patch	25	31	$	(22.10)
44289/23709	7/17/2025	A.J.'s Automotive	Mount & Balance Tire x 4	6	31	$	(78.30)
44292/23608	6/20/2025	A.J.'s Automotive	Tire repair and patch	11	31	$	(48.34)
44293	7/15/2025	Tractor Supply	PPLN47lb dog food (Levi K-9)		31	$	(107.17)
Ending Balance						$	**10,621.64**
Beginning Balance					**Radio Maintenance**	$	**1,975.13**
Ending Balance						$	**1,975.13**
Beginning Balance					**Minor Equipment**	$	**17,535.57**
44281/49925	7/1/2025	Brad Williams, Ph.D.	Psych Evaluation-M. Daniel		35	$	(125.00)
Ending Balance						$	**17,410.57**
Beginning Balance					**Capital Outlay**	$	**412.09**
Ending Balance						$	**412.09**
Beginning Balance					**Gas & Oil**	$	**77,974.94**
44288/23655	7/8/2025	A.J.'s Automotive	Oil Change	123/29	51	$	(76.72)
44288/23656	7/8/2025	A.J.'s Automotive	Oil Change	27	51	$	(83.42)
44288/23671	7/10/2025	A.J.'s Automotive	Oil Change	120/18	51	$	(83.42)
44288/23683	7/14/2025	A.J.'s Automotive	Oil Change	25	51	$	(83.42)
Ending Balance						$	**77,647.96**
Beginning Balance					**Tires/Tubes**	$	**825.72**
Ending Balance						$	**825.72**
Beginning Balance					**Travel/Training**	$	**5,600.00**
Ending Balance						$	**5,600.00**

ANIMAL CONTROL EXPENSE LOG

SUPPLIES				PHARMACEUTICALS / VETERINARIAN			
Merchant		Date	Amount	Merchant		Date	Amount
Tractor Supply	50lb Mini Chunk x2, 15lb PuppyChow, Dog Biscuits x2, Mouse Glue Boards	1/13/2025	$ 87.42	Gehring Veterinary Hospital(348624)		2/3/2025	$ 117.00
Tractor Supply	50lb Mini Chunk x2, Biscuits x2, Quad Dewormer	1/27/2025	$ 91.42	Gehring Veterinary Hospital(349340)		2/11/2025	$ 30.00
O'Reilly Auto Parts	5qt Motor Oil	2/18/2025	$ 27.61	Gehring Veterinary Hospital(350084)		3/12/25 and 3/14/25	$ 85.00
Tractor Supply	2 x 50lb Mini Chunk, 2 x Biscuits, 2 x BF Knuckle, Ret 5 County 8-10in RLS BF, Quad Dewormer 4 count	2/10/2025	$ 110.30	Gehring Veterinary Hospital(350333)		3/22/2025	$ 135.71
Tractor Supply	4lb dog biscuits, 3 x Bleach, 2 x 50lb Mini Chunk	2/24/2025	$ 75.48	Gehring Veterinary Hospital(351171)		4/22/2025	$ 30.00
Martin Industrial/Pettus	Case of Bleach	2/27/2025	$ 33.18	Gehring Veterinary Hospital (353928)	Euthanasia x 3	7/22/2025	$ 90.00
Star Printing	Toner 244 and 245	3/13/2025	$ 63.53				
Tractor Supply	2x 50lb dog food, foldaway scooper, 4lb dog biscuits, 5lb dog biscuits	3/18/2025	$ 93.43				
O'Reilly Auto Parts	5qt Motor Oil	3/19/2025	$ 27.61				
Tractor Supply	44lb dog food, 5lb dog biscuits, gloves	4/22/2025	$ 44.73				
AJ's Automotive	Oil Change and Air Filter	4/30/2025	$ 103.81				
Star Printing	Receipt Book	5/7/2025	$ 61.33				
Star Printing	Canon 245 Printer Ink	5/19/2025	$ 30.93				
Tractor Supply	44lbs Dog Chow	5/8/2025	$ 28.83				
AJ's Automotive	Mount & Balance Tires	5/20/2025	$ 88.40				
USPS(VISA)	Roll of Stamps for Code enforcement warnings	5/21/2025	$ 73.00				
Tractor Supply	50lbs Mini Chunk Dog Food	5/22/2025	$ 55.22				
Star Printing	Custom Job-5 books Code Enforcement	5/30/2025	$ 143.65				
Tractor Supply	50lb Mini Chunck x 2, Brass nozzle, Flex Hose	6/4/2025	$ 110.45				
Tractor Supply	2 x 50lb Hi Pro Dog Food	6/16/2025	$ 66.25				
Tractor Supply	2 x 50lb Hi Pro Dog Food, 15lb Puppy Chow	6/23/2025	$ 85.05				
AR State Animal Control Association	Basics for the AC officer-J. Hoskins	7/8/2025	$ 150.00				
Tractor Supply	15lb Puppy Chow, Ret. 50lb Mini Chunk x 2	7/2/2025	$ 74.00				
Tractor Supply	Ret. 50lb Mini Chunk x 2	7/10/2025	$ 55.22				
Tractor Supply	Ret. 50lb Mini Chunk x 2	7/17/2025	$ 55.22				
Tractor Supply	Ret. 50lb Mini Chunk x 2	7/25/2025	$ 55.22				
Total:			$ 1,891.29				$ 487.71

Monthly Drug Report

Date of Arrest	Officer	Meth	Heroin	Marijuana	Cocaine	Fentanyl	Other	Charge	Arrests
7/1/2025	Daniel			1.1g				Misd	1
7/2/2025	Hess			13.4g				Misd	1
7/4/2025	Burgess	2.1g						Felony	2
7/6/2025	Hess	3.54g		1 vape pen	3.93g			Felony	2
7/8/2025	Hess	.160g						Felony	1
7/10/2025	Richardson	240g						Felony	1
7/16/2025	Hess			.880g				Misd	1
7/17/2025	Walls						1 Oxycodone Pill	Felony	1
7/23/2025	Hess			1.62g				Misd	1
7/23/2025	Burgess			.700g				Misd	1
7/26/2025	Burgess			25.4g				Misd	1
7/27/2025	Hess	6.520g						Felony	1
Totals:		**252.32g**		**29.7g/1 Pen**	**3.93g**		**1 pill**		**14**

CITY OF WYNNE

ORDINANCE NUMBER 916

AN ORDINANCE CONCERNING THE DRIVING OF VEHICLES WITH TRAILERS ACROSS THE RAILROAD CROSSING AT THE THREE-WAY INTERSECTION OF EAST UNION, KILLOUGH ROAD AND US-64B IN WYNNE, ARKANSAS, AND DECLARING AN EMERGENCY

WHEREAS, it is the finding of the City Council for the City of Wynne that there have been numerous incidents of vehicles with trailers becoming stuck on the railroad crossing at the three-way intersection of East Union, Killough Road and US-64B in Wynne, Arkansas, which puts the occupants of the vehicle, first responders, and other nearby citizens at risk of serious physical injury or death;

NOW, THEREFORE, BE IT HEREBY ORDAINED BY THE CITY COUNCIL OF THE CITY OF WYNNE, ARKANSAS:

SECTION 1: That it shall be unlawful for the driver of any fifth-wheel trailers (dolly down), tractor trailers or semi-trailer trucks, to drive their vehicle across the railroad crossing at the three-way intersection of East Union, Killough Road and US-64B in Wynne, Arkansas.

SECTION 2: That any person, firm, or corporation violating this ordinance shall be guilty of an unclassified misdemeanor and upon conviction thereof shall pay a minimum fine of $500.00 for the first offense, and a minimum of $750.00 for each subsequent offense.

SECTION 3: Whereas present traffic regulations are inadequate to control traffic in areas covered by this Ordinance and it is of the utmost importance to provide for the health, safety, and peace of the citizens of Wynne, an emergency is declared to exist. Therefore, this Ordinance shall be in full force and effect from and after its adoption and publication.

PASSED AND APPROVED on this ____ day of _____, 2025.

_____
Jennifer Hobbs, Mayor

_____
Emily Watts, City Clerk

General Fund

Balance Sheets

5 Year Comparative

07/31/2025

		Book Value Jul 2025 Actual	Book Value Jul 2024 Actual	Book Value Jul 2023 Actual	Book Value Jul 2022 Actual	Book Value Jul 2021 Actual
Assets						
Current Assets						
Cash						
	Cross Bank CD	1,474,871.96	1,022,382.14		500,585.10	339,212.55
	First Financial Bank C/D	899,150.79	516,270.36			
	General Fund Bank AC	923,719.33	1,555,857.72	1,433,926.68	832,018.77	635,241.76
	Total Current Assets	**$3,297,742.08**	**$3,094,510.22**	**$1,433,926.68**	**$1,332,603.87**	**$974,454.31**
	Total Assets	**$3,297,742.08**	**$3,094,510.22**	**$1,433,926.68**	**$1,332,603.87**	**$974,454.31**
Liabilities						
Current Liabilities						
Payroll Liabilities						
	AR Employment Security	(1,825.47)	44.63	19.24	41.74	90.51
	Dept of Finance & Admin (SWH)	5,754.41				
	LegalShield	192.72				
	Municipal Health Benefit Fund	34,702.12	512.93	(12.50)	(451.58)	
	Ark Sales Tax	(5,652.02)	1,600.47	1,088.74	157.62	520.96
	Total Current Liabilities	**$33,171.76**	**$2,158.03**	**$1,095.48**	**($252.22)**	**$611.47**
	Total Liabilities	**$33,171.76**	**$2,158.03**	**$1,095.48**	**($252.22)**	**$611.47**
Fund Balance						
Suplus Carryover						
	Current Net Income	872,556.34	700,338.21	(8,147.96)	227,465.26	104,658.85
	General Fund Balance	2,392,013.98	2,392,013.98	1,440,979.16	1,105,390.83	869,183.99
	Total Fund Balance	**$3,264,570.32**	**$3,092,352.19**	**$1,432,831.20**	**$1,332,856.09**	**$973,842.84**
	Total Liabilities and Equity	**$3,297,742.08**	**$3,094,510.22**	**$1,433,926.68**	**$1,332,603.87**	**$974,454.31**

General Fund

Statement of Revenue and Expenditures

		Current Period Jul 2025 Jul 2025 Actual	Year-To-Date Jan 2025 Jul 2025 Actual	Annual Budget Jan 2025 Dec 2025	Annual Budget Jan 2025 Dec 2025 Variance	Jan 2025 Dec 2025 Percent of Budget
Revenue & Expenditures						
Revenue						
00-General Revenues						
	Grant	0.00	270,528.00	125,000.00	145,528.00	216.4%
	Insurance Proceeds	0.00	3,306.88	0.00	3,306.88	
	Pension/Pol,Fire,Court	1,181.04	8,267.28	0.00	8,267.28	
051	State Turnbacks	30,199.07	33,769.07	120,520.00	(86,750.93)	28.0%
052	General & Property Tax	15,712.69	224,944.37	550,000.00	(325,055.63)	40.9%
055	Entergy Corp	88,026.74	264,080.22	340,000.00	(75,919.78)	77.7%
056	CenterPoint Energy	0.00	4,392.46	4,400.00	(7.54)	99.8%
057	SBC	0.00	1,701.60	2,500.00	(798.40)	68.1%
058	Woodruff Electric	17,403.59	46,417.78	61,000.00	(14,582.22)	76.1%
059	Wynne Cable TV	1,104.44	4,184.93	7,000.00	(2,815.07)	59.8%
060	Wynne Water Utilities	1,000.00	7,000.00	12,000.00	(5,000.00)	58.3%
061	Ritter Communications	201.16	1,622.08	1,800.00	(177.92)	90.1%
064	Privilege Tax	6,925.00	47,158.30	44,000.00	3,158.30	107.2%
066	Building Permits	7,013.50	114,756.44	45,000.00	69,756.44	255.0%
069	Intox Detection Fees	44.47	311.29	500.00	(188.71)	62.3%
070	Municipal Court Fines	15,012.18	104,788.98	165,000.00	(60,211.02)	63.5%
071	Court Fees	692.64	4,848.48	7,900.00	(3,051.52)	61.4%
072	DWI Funds	608.52	4,259.64	7,000.00	(2,740.36)	60.9%
073	Small Claims	436.64	3,201.48	4,500.00	(1,298.52)	71.1%
074	City Sales Tax	74,319.14	486,766.65	805,000.00	(318,233.35)	60.5%
074A	City Sales Tax-Police & Fire	35,375.91	231,656.40	381,800.00	(150,143.60)	60.7%
074B	City Sales Tax-City Projects	31,851.06	208,574.15	345,000.00	(136,425.85)	60.5%
075	General Sales Tax	23,283.68	82,647.60	102,200.00	(19,552.40)	80.9%
075A	Sales Tax Refund	1,009.00	3,383.13	0.00	3,383.13	
076	Local Option Sales Tax	144,975.91	982,109.27	1,500,000.00	(517,890.73)	65.5%
077	Mueller Industries	0.00	50,000.00	50,000.00	0.00	100.0%
081	Sanitation-Class 3 & 4	9,255.45	80,507.37	125,000.00	(44,492.63)	64.4%
083	Sanitation Fees	141,748.91	981,303.49	1,510,000.00	(528,696.51)	65.0%
090	Fire Department	470.00	6,713.28	7,500.00	(786.72)	89.5%
091	Police Department	4,720.45	24,365.27	48,000.00	(23,634.73)	50.8%
092	Interest on Investments	673.43	34,102.79	40,000.00	(5,897.21)	85.3%
093	Sales of Equipment	0.00	123,449.49	0.00	123,449.49	
094	District Court	19,456.25	63,903.90	69,345.00	(5,441.10)	92.2%
094A	Misc Income	0.00	23.12	1,000.00	(976.88)	2.3%
	00-General Revenues Totals	**$672,700.87**	**$4,509,045.19**	**$6,482,965.00**	**($1,973,919.81)**	

General Fund

Statement of Revenue and Expenditures

		Current Period Jul 2025 Jul 2025 Actual	Year-To-Date Jan 2025 Jul 2025 Actual	Annual Budget Jan 2025 Dec 2025	Annual Budget Jan 2025 Dec 2025 Variance	Jan 2025 Dec 2025 Percent of Budget
Revenue & Expenditures						
Expenses						
01-Mayor						
101	Salaries	5,598.14	41,914.90	72,780.00	(30,865.10)	57.6%
103	Unemployment Comp	0.00	1.98	0.00	1.98	
105	Insurance	546.71	3,917.03	6,500.00	(2,582.97)	60.3%
107A	Social Security	347.08	2,598.69	4,512.36	(1,913.67)	57.6%
107B	Medicare	81.16	607.67	1,055.00	(447.33)	57.6%
110	Pension	991.78	7,425.67	13,000.00	(5,574.33)	57.1%
117	Office Supplies	171.28	712.14	1,800.00	(1,087.86)	39.6%
135	Minor Equipment	1,467.87	1,467.87	2,500.00	(1,032.13)	58.7%
180	Travel & Business	399.70	2,073.40	4,000.00	(1,926.60)	51.8%
	01-Mayor Totals	**$9,603.72**	**$60,719.35**	**$106,147.36**	**($45,428.01)**	

General Fund

Statement of Revenue and Expenditures

		Current Period Jul 2025 Jul 2025 Actual	Year-To-Date Jan 2025 Jul 2025 Actual	Annual Budget Jan 2025 Dec 2025	Annual Budget Jan 2025 Dec 2025 Variance	Jan 2025 Dec 2025 Percent of Budget
Revenue & Expenditures						
Expenses						
02-City Council						
101	Salaries	5,279.00	36,953.00	63,350.00	(26,397.00)	58.3%
105	Insurance	3,805.91	37,075.78	64,800.00	(27,724.22)	57.2%
107A	Social Security	324.18	2,274.96	3,950.00	(1,675.04)	57.6%
107B	Medicare	75.78	531.78	950.00	(418.22)	56.0%
	02-City Council Totals	**$9,484.87**	**$76,835.52**	**$133,050.00**	**($56,214.48)**	

General Fund

Statement of Revenue and Expenditures

		Current Period Jul 2025 Jul 2025 Actual	Year-To-Date Jan 2025 Jul 2025 Actual	Annual Budget Jan 2025 Dec 2025	Annual Budget Jan 2025 Dec 2025 Variance	Jan 2025 Dec 2025 Percent of Budget
Revenue & Expenditures						
Expenses						
03-City Clerk						
101	Salaries	527.90	3,695.30	6,335.00	(2,639.70)	58.3%
105	Insurance	539.58	3,777.11	6,500.00	(2,722.89)	58.1%
107A	Social Security	32.73	229.11	400.00	(170.89)	57.3%
107B	Medicare	7.65	53.55	100.00	(46.45)	53.6%
110	Pension	104.52	743.94	1,150.00	(406.06)	64.7%
117	Office Supplies	0.00	829.21	3,000.00	(2,170.79)	27.6%
119	Utilities	232.79	1,900.14	4,000.00	(2,099.86)	47.5%
120	Telephone	200.08	1,400.56	3,000.00	(1,599.44)	46.7%
124	Advertising	0.00	0.00	3,000.00	(3,000.00)	
	03-City Clerk Totals	**$1,645.25**	**$12,628.92**	**$27,485.00**	**($14,856.08)**	

General Fund

Statement of Revenue and Expenditures

		Current Period Jul 2025 Jul 2025 Actual	Year-To-Date Jan 2025 Jul 2025 Actual	Annual Budget Jan 2025 Dec 2025	Annual Budget Jan 2025 Dec 2025 Variance	Jan 2025 Dec 2025 Percent of Budget
Revenue & Expenditures						
Expenses						
04-Finance Dept						
101	Salaries	3,842.97	28,520.79	50,000.00	(21,479.21)	57.0%
103	Unemployment Comp	0.00	27.78	215.00	(187.22)	12.9%
105	Insurance	586.45	9,642.58	13,000.00	(3,357.42)	74.2%
107A	Social Security	238.26	1,768.26	3,100.00	(1,331.74)	57.0%
107B	Medicare	55.72	413.53	725.00	(311.47)	57.0%
110	Pension	520.27	3,746.74	6,500.00	(2,753.26)	57.6%
117	Office Supplies	0.00	446.25	1,000.00	(553.75)	44.6%
135	Minor Equipment	0.00	2,147.00	2,000.00	147.00	107.4%
	04-Finance Dept Totals	**$5,243.67**	**$46,712.93**	**$76,540.00**	**($29,827.07)**	

General Fund

Statement of Revenue and Expenditures

		Current Period Jul 2025 Jul 2025 Actual	Year-To-Date Jan 2025 Jul 2025 Actual	Annual Budget Jan 2025 Dec 2025	Annual Budget Jan 2025 Dec 2025 Variance	Jan 2025 Dec 2025 Percent of Budget
Revenue & Expenditures						
Expenses						
05-Legal Dept						
101	Salaries	3,653.91	25,577.37	43,847.00	(18,269.63)	58.3%
105	Insurance	0.00	80.00	6,475.00	(6,395.00)	1.2%
107A	Social Security	226.54	1,585.78	2,700.00	(1,114.22)	58.7%
107B	Medicare	52.98	370.86	650.00	(279.14)	57.1%
110	Pension	651.13	4,632.91	8,300.00	(3,667.09)	55.8%
180	Travel & Business	0.00	300.00	600.00	(300.00)	50.0%
198	Legal Defense	3,000.00	6,000.00	0.00	6,000.00	
	05-Legal Dept Totals	**$7,584.56**	**$38,546.92**	**$62,572.00**	**($24,025.08)**	

General Fund

Statement of Revenue and Expenditures

		Current Period Jul 2025 Jul 2025 Actual	Year-To-Date Jan 2025 Jul 2025 Actual	Annual Budget Jan 2025 Dec 2025	Annual Budget Jan 2025 Dec 2025 Variance	Jan 2025 Dec 2025 Percent of Budget
Revenue & Expenditures						
Expenses						
06-General Administration						
105	Insurance	2,729.51	47,065.02	46,000.00	1,065.02	102.3%
108	Workers Comp	0.00	44,633.65	42,000.00	2,633.65	106.3%
110	Pension	666.66	5,028.41	8,000.00	(2,971.59)	62.9%
111	Fire Insurance	0.00	14,270.35	12,100.00	2,170.35	117.9%
113	Contract Labor	480.00	3,480.00	6,240.00	(2,760.00)	55.8%
116	Publications & Dues	0.00	31,217.50	15,000.00	16,217.50	208.1%
123	Election Fees	0.00	0.00	7,000.00	(7,000.00)	
125	Information Technology	1,111.66	4,446.64	7,500.00	(3,053.36)	59.3%
139	Building & Grounds	459.39	5,454.35	10,000.00	(4,545.65)	54.5%
181	Travel & Training	3,545.65	10,181.01	16,500.00	(6,318.99)	61.7%
194	Contracted Aid	0.00	0.00	14,500.00	(14,500.00)	
195	Misc Expense	1,650.00	1,867.74	10,000.00	(8,132.26)	18.7%
196	Disaster	15,306.57	159,716.08	57,600.00	102,116.08	277.3%
199	Economic Development	74,319.14	486,673.10	805,000.00	(318,326.90)	60.5%
06-General Administration Totals		**$100,268.58**	**$814,033.85**	**$1,057,440.00**	**($243,406.15)**	

General Fund

Statement of Revenue and Expenditures

		Current Period Jul 2025 Jul 2025 Actual	Year-To-Date Jan 2025 Jul 2025 Actual	Annual Budget Jan 2025 Dec 2025	Annual Budget Jan 2025 Dec 2025 Variance	Jan 2025 Dec 2025 Percent of Budget
Revenue & Expenditures						
Expenses						
07-Police Dept						
101	Salaries	87,368.38	671,110.64	1,306,600.00	(635,489.36)	51.4%
102	Shared Salaries	0.00	16,000.00	35,000.00	(19,000.00)	45.7%
103	Unemployment Comp	24.67	833.96	5,650.00	(4,816.04)	14.8%
105	Insurance	10,251.23	92,932.26	156,000.00	(63,067.74)	59.6%
107A	Social Security	5,376.07	41,359.73	81,050.00	(39,690.27)	51.0%
107B	Medicare	1,257.35	9,673.09	18,950.00	(9,276.91)	51.0%
110	Pension	19,948.31	152,059.64	314,000.00	(161,940.36)	48.4%
115	Uniform Allowance	0.00	3,372.49	20,500.00	(17,127.51)	16.5%
117	Office Supplies	1,746.70	9,749.54	19,000.00	(9,250.46)	51.3%
119	Utilities	232.78	1,900.09	4,000.00	(2,099.91)	47.5%
120	Telephone	2,848.56	10,909.37	18,600.00	(7,690.63)	58.7%
125	Information Technology	3,841.66	15,366.64	23,100.00	(7,733.36)	66.5%
131	Equipment Repairs	1,182.83	13,357.04	25,000.00	(11,642.96)	53.4%
133	Vehicle Insurance	0.00	8,655.96	9,000.00	(344.04)	96.2%
134	Radio Maintenance	527.87	527.87	2,500.00	(1,972.13)	21.1%
135	Minor Equipment	7,474.11	25,030.85	30,000.00	(4,969.15)	83.4%
136	Capital Outlay	0.00	149,626.05	155,000.00	(5,373.95)	96.5%
151	Gas & Oil	8,707.60	33,466.78	80,000.00	(46,533.22)	41.8%
160	Tires & Tubes	0.00	4,174.58	5,000.00	(825.42)	83.5%
181	Travel & Training	479.56	7,006.92	9,250.00	(2,243.08)	75.8%
187	Jail Services	0.00	27,250.00	72,000.00	(44,750.00)	37.8%
190	Animal Board	1,075.82	9,193.92	20,000.00	(10,806.08)	46.0%
197	Special Projects	0.00	66,531.34	0.00	66,531.34	
	07-Police Dept Totals	**$152,343.50**	**$1,370,088.76**	**$2,410,200.00**	**($1,040,111.24)**	

General Fund

Statement of Revenue and Expenditures

		Current Period Jul 2025 Jul 2025 Actual	Year-To-Date Jan 2025 Jul 2025 Actual	Annual Budget Jan 2025 Dec 2025	Annual Budget Jan 2025 Dec 2025 Variance	Jan 2025 Dec 2025 Percent of Budget
Revenue & Expenditures						
Expenses						
08-Fire Dept						
101	Salaries	42,431.63	315,250.25	672,000.00	(356,749.75)	46.9%
102	Shared Salaries	0.00	12,800.00	35,000.00	(22,200.00)	36.6%
103	Unemployment Comp	0.00	327.25	2,900.00	(2,572.75)	11.3%
104	Unsworn Personnel	3,723.04	26,061.28	97,000.00	(70,938.72)	26.9%
105	Insurance	5,846.94	45,994.90	78,000.00	(32,005.10)	59.0%
107A	Social Security	156.24	1,188.65	0.00	1,188.65	
107B	Medicare	663.59	4,908.11	11,200.00	(6,291.89)	43.8%
110	Pension	11,945.97	87,998.16	163,000.00	(75,001.84)	54.0%
111	Fire Insurance	0.00	12,881.63	10,950.00	1,931.63	117.6%
115	Uniform Allowance	1,138.86	12,267.65	25,100.00	(12,832.35)	48.9%
117	Office Supplies	1,949.88	11,631.46	15,000.00	(3,368.54)	77.5%
119	Utilities	1,503.37	11,325.02	26,000.00	(14,674.98)	43.6%
120	Telephone	1,159.41	6,249.86	10,800.00	(4,550.14)	57.9%
131	Equipment Repairs	4,543.91	20,121.68	30,000.00	(9,878.32)	67.1%
132	Early Warning System	0.00	1,213.55	5,000.00	(3,786.45)	24.3%
133	Vehicle Insurance	0.00	16,523.96	12,000.00	4,523.96	137.7%
136	Capital Outlay	0.00	53,062.77	60,000.00	(6,937.23)	88.4%
137	Debt Service Exp. - Capit.	0.00	75,000.00	75,000.00	0.00	100.0%
139	Building & Grounds	3,054.59	39,155.70	50,000.00	(10,844.30)	78.3%
151	Gas & Oil	1,283.43	5,232.92	16,000.00	(10,767.08)	32.7%
181	Travel & Training	2,117.94	4,610.52	12,000.00	(7,389.48)	38.4%
	08-Fire Dept Totals	**$81,518.80**	**$763,805.32**	**$1,406,950.00**	**($643,144.68)**	

General Fund

Statement of Revenue and Expenditures

		Current Period Jul 2025 Jul 2025 Actual	Year-To-Date Jan 2025 Jul 2025 Actual	Annual Budget Jan 2025 Dec 2025	Annual Budget Jan 2025 Dec 2025 Variance	Jan 2025 Dec 2025 Percent of Budget
Revenue & Expenditures						
Expenses						
09-Human Resources/Grant Admin						
101	Salaries	5,153.84	38,653.80	67,000.00	(28,346.20)	57.7%
103	Unemployment Comp	0.00	29.75	160.00	(130.25)	18.6%
105	Insurance	441.79	3,084.05	6,475.00	(3,390.95)	47.6%
107A	Social Security	316.44	2,374.97	4,200.00	(1,825.03)	56.5%
107B	Medicare	74.00	555.40	1,000.00	(444.60)	55.5%
110	Pension	789.56	5,921.70	10,280.00	(4,358.30)	57.6%
117	Office Supplies	0.00	394.05	2,000.00	(1,605.95)	19.7%
09-Human Resources/Grant Admin Totals		**$6,775.63**	**$51,013.72**	**$91,115.00**	**($40,101.28)**	

General Fund

Statement of Revenue and Expenditures

		Current Period Jul 2025 Jul 2025 Actual	Year-To-Date Jan 2025 Jul 2025 Actual	Annual Budget Jan 2025 Dec 2025	Annual Budget Jan 2025 Dec 2025 Variance	Jan 2025 Dec 2025 Percent of Budget
Revenue & Expenditures						
Expenses						
10-Planning Comm & Inspection						
114	Act 474 Const Indus Educ	0.00	0.00	1,200.00	(1,200.00)	
117	Office Supplies	275.45	1,207.32	2,500.00	(1,292.68)	48.3%
181	Travel & Training	0.00	298.53	1,200.00	(901.47)	24.9%
191	Fund Transfer	0.00	687.50	4,125.00	(3,437.50)	16.7%
10-Planning Comm & Inspection Totals		**$275.45**	**$2,193.35**	**$9,025.00**	**($6,831.65)**	

General Fund

Statement of Revenue and Expenditures

		Current Period Jul 2025 Jul 2025 Actual	Year-To-Date Jan 2025 Jul 2025 Actual	Annual Budget Jan 2025 Dec 2025	Annual Budget Jan 2025 Dec 2025 Variance	Jan 2025 Dec 2025 Percent of Budget
Revenue & Expenditures						
Expenses						
12-Sanitation Dept						
	Returned Check	174.40	174.40	0.00	174.40	
101	Salaries	26,125.58	190,908.73	402,600.00	(211,691.27)	47.4%
103	Unemployment Comp	0.00	253.10	950.00	(696.90)	26.6%
105	Insurance	4,076.85	32,539.19	63,750.00	(31,210.81)	51.0%
107A	Social Security	1,615.60	11,804.71	24,900.00	(13,095.29)	47.4%
107B	Medicare	377.90	2,761.25	5,850.00	(3,088.75)	47.2%
108	Workers Comp	0.00	(11,346.12)	0.00	(11,346.12)	
110	Pension	4,040.76	29,286.20	61,600.00	(32,313.80)	47.5%
111	Fire Insurance	0.00	5,939.91	5,190.00	749.91	114.4%
113	Contract Labor	0.00	1,250.00	1,300.00	(50.00)	96.2%
115	Uniform Allowance	566.86	3,838.86	7,500.00	(3,661.14)	51.2%
117	Office Supplies	527.68	3,972.39	4,800.00	(827.61)	82.8%
119	Utilities	242.10	2,320.45	5,000.00	(2,679.55)	46.4%
120	Telephone	390.73	1,729.49	4,000.00	(2,270.51)	43.2%
131	Equipment Repairs	1,530.11	7,058.44	20,000.00	(12,941.56)	35.3%
133	Vehicle Insurance	595.33	12,260.93	8,200.00	4,060.93	149.5%
136	Capital Outlay	0.00	74,290.58	76,000.00	(1,709.42)	97.8%
137	Debt Service Exp. - Capit.	226,768.74	300,897.83	185,250.00	115,647.83	162.4%
139	Building & Grounds	886.76	4,029.72	10,000.00	(5,970.28)	40.3%
150	Chemicals	0.00	0.00	1,000.00	(1,000.00)	
151	Gas & Oil	3,157.33	22,389.75	100,000.00	(77,610.25)	22.4%
160	Tires & Tubes	2,046.46	17,711.65	20,000.00	(2,288.35)	88.6%
181	Travel & Training	274.62	1,722.34	8,000.00	(6,277.66)	21.5%
192	Disposal, Class 3 & 4	11,646.96	77,133.65	124,000.00	(46,866.35)	62.2%
193	Disposal, Solid Waste	21,564.86	134,176.95	252,000.00	(117,823.05)	53.2%
	12-Sanitation Dept Totals	**$306,609.63**	**$927,104.40**	**$1,391,890.00**	**($464,785.60)**	

General Fund

Statement of Revenue and Expenditures

		Current Period Jul 2025 Jul 2025 Actual	Year-To-Date Jan 2025 Jul 2025 Actual	Annual Budget Jan 2025 Dec 2025	Annual Budget Jan 2025 Dec 2025 Variance	Jan 2025 Dec 2025 Percent of Budget
Revenue & Expenditures						
Expenses						
14-Parks & Recreation Dept						
101	Salaries	0.00	1,438.46	0.00	1,438.46	
107A	Social Security	0.00	79.89	0.00	79.89	
107B	Medicare	0.00	18.68	0.00	18.68	
110	Pension	23.87	23.87	0.00	23.87	
151	Gas & Oil	14.91	14.91	0.00	14.91	
191	Fund Transfer	0.00	50,000.00	100,000.00	(50,000.00)	50.0%
14-Parks & Recreation Dept Totals		**$38.78**	**$51,575.81**	**$100,000.00**	**($48,424.19)**	

General Fund

Statement of Revenue and Expenditures

		Current Period Jul 2025 Jul 2025 Actual	Year-To-Date Jan 2025 Jul 2025 Actual	Annual Budget Jan 2025 Dec 2025	Annual Budget Jan 2025 Dec 2025 Variance	Jan 2025 Dec 2025 Percent of Budget
Revenue & Expenditures						
Expenses						
15-District Court						
101	Salaries	9,618.60	66,554.59	112,300.00	(45,745.41)	59.3%
102	Shared Salaries	2,027.08	14,189.56	24,325.00	(10,135.44)	58.3%
103	Unemployment Comp	12.35	117.72	490.00	(372.28)	24.0%
105	Insurance	1,100.25	11,118.06	19,500.00	(8,381.94)	57.0%
107A	Social Security	596.34	4,126.29	6,970.00	(2,843.71)	59.2%
107B	Medicare	139.48	965.10	1,630.00	(664.90)	59.2%
110	Pension	1,538.81	10,261.33	17,300.00	(7,038.67)	59.3%
117	Office Supplies	1,111.66	5,782.23	10,000.00	(4,217.77)	57.8%
120	Telephone	142.61	998.27	1,800.00	(801.73)	55.5%
181	Travel & Training	0.00	1,194.48	2,000.00	(805.52)	59.7%
	15-District Court Totals	**$16,287.18**	**$115,307.63**	**$196,315.00**	**($81,007.37)**	

General Fund

Statement of Revenue and Expenditures

		Current Period Jul 2025 Jul 2025 Actual	Year-To-Date Jan 2025 Jul 2025 Actual	Annual Budget Jan 2025 Dec 2025	Annual Budget Jan 2025 Dec 2025 Variance	Jan 2025 Dec 2025 Percent of Budget
Revenue & Expenditures						
Expenses						
Street Dept						
191	Fund Transfer	0.00	125,000.00	0.00	125,000.00	
	Street Dept Totals	**$0.00**	**$125,000.00**	**$0.00**	**$125,000.00**	

General Fund

Statement of Revenue and Expenditures

		Current Period Jul 2025 Jul 2025 Actual	Year-To-Date Jan 2025 Jul 2025 Actual	Annual Budget Jan 2025 Dec 2025	Annual Budget Jan 2025 Dec 2025 Variance	Jan 2025 Dec 2025 Percent of Budget
Fund Balances						
	Beginning Fund Balance	3,289,549.07	3,211,091.61	0.00	0.00	

General Fund

Statement of Revenue and Expenditures

		Current Period Jul 2025 Jul 2025 Actual	Year-To-Date Jan 2025 Jul 2025 Actual	Annual Budget Jan 2025 Dec 2025	Annual Budget Jan 2025 Dec 2025 Variance	Jan 2025 Dec 2025 Percent of Budget
Fund Balances						
	Net Change in Fund Balance	(24,978.75)	53,478.71	(585,764.36)	0.00	

General Fund

Statement of Revenue and Expenditures

		Current Period Jul 2025 Jul 2025 Actual	Year-To-Date Jan 2025 Jul 2025 Actual	Annual Budget Jan 2025 Dec 2025	Annual Budget Jan 2025 Dec 2025 Variance	Jan 2025 Dec 2025 Percent of Budget
Fund Balances						
	Ending Fund Balance	3,264,570.32	3,264,570.32	0.00	0.00	

Parks & Recreation

Balance Sheets

5 Year Comparative

7/31/2025

	Book Value Jul 2025 Actual	Book Value Jul 2024 Actual	Book Value Jul 2023 Actual	Book Value Jul 2022 Actual	Book Value Jul 2021 Actual
Assets					
Current Assets					
Cash					
Cross Bank CD	644,427.08	599,238.47		100,117.02	
Cross Bank checking	566,773.11	333,251.79	240,765.57		
First National Bank of EA	6,729.21	6,714.72	6,701.59	155,426.24	239,379.76
Parks & Recreation Operating A				174,129.97	248,340.36
Petty Cash	1,000.00	1,000.00	1,000.00	1,000.00	1,000.00
Total Current Assets	**$1,218,929.40**	**$940,204.98**	**$248,467.16**	**$430,673.23**	**$488,720.12**
Total Assets	**$1,218,929.40**	**$940,204.98**	**$248,467.16**	**$430,673.23**	**$488,720.12**
Liabilities					
Current Liabilities					
Other Current Liabilities					
Ark Sales Tax	120.38	41.25			
Total Current Liabilities	**$120.38**	**$41.25**			
Total Liabilities	**$120.38**	**$41.25**			
Fund Balance					
Suplus Carryover					
Current Net Income	297,986.80	19,341.51	(292,973.56)	73,583.11	133,191.62
Parks & Recreation Fund Bal.	920,822.22	920,822.22	541,440.72	357,090.12	355,528.50
Total Fund Balance	**$1,218,809.02**	**$940,163.73**	**$248,467.16**	**$430,673.23**	**$488,720.12**
Total Liabilities and Equity	**$1,218,929.40**	**$940,204.98**	**$248,467.16**	**$430,673.23**	**$488,720.12**

City of Wynne- Park & Rec Fund

Statement of Revenue and Expenditures

		Current Period Jul 2025 Jul 2025 Actual	Year-To-Date Jan 2025 Jul 2025 Actual	Annual Budget Jan 2025 Dec 2025	Annual Budget Jan 2025 Dec 2025 Variance	Jan 2025 Dec 2025 Percent of Budget
Revenue & Expenditures						
Revenue						
	Concessions	0.00	48,630.54	85,000.00	36,369.46	57.2%
	Donations	0.00	0.00	13,500.00	13,500.00	
	Grant	0.00	0.00	125,000.00	125,000.00	
	Rental-Field/Park	12,091.29	89,755.88	168,000.00	78,244.12	53.4%
	Saddle Club	0.00	1,400.00	1,200.00	(200.00)	116.7%
074	City Sales Tax	53,085.10	400,047.78	575,000.00	174,952.22	69.6%
092	Interest on Investments	211.55	1,309.82	24,750.00	23,440.18	5.3%
094A	Misc Income	0.00	227.33		(227.33)	
FT	Fund Transfer	0.00	50,000.00	100,000.00	50,000.00	50.0%
	Revenue	**$65,387.94**	**$591,371.35**	**$1,092,450.00**	**$501,078.65**	
	Gross Profit	**$65,387.94**	**$591,371.35**	**$1,092,450.00**	**$0.00**	
Expenses						
101	Salaries	14,428.63	116,230.50	235,420.00	119,189.50	49.4%
103	Unemployment Comp	11.17	211.35	1,050.00	838.65	20.1%
105	Insurance	1,630.74	15,476.02	26,000.00	10,523.98	59.5%
107A	Social Security	889.78	7,191.60	14,600.00	7,408.40	49.3%
107B	Medicare	208.10	1,682.01	3,450.00	1,767.99	48.8%
108	Workers Comp	0.00	2,502.82	3,650.00	1,147.18	68.6%
110	Pension	2,049.06	15,551.67	29,350.00	13,798.33	53.0%
111	Fire Insurance	0.00	16,084.26	14,250.00	(1,834.26)	112.9%
113	Contract Labor	6,808.40	19,775.52	32,100.00	12,324.48	61.6%
117	Office Supplies	341.66	3,406.70	6,800.00	3,393.30	50.1%
119	Utilities	11,843.54	49,903.82	87,600.00	37,696.18	57.0%
120	Telephone	193.83	2,343.30	6,600.00	4,256.70	35.5%
131	Equipment Repairs	0.00	3,492.57	7,500.00	4,007.43	46.6%
133	Vehicle Insurance	0.00	2,081.33	3,500.00	1,418.67	59.5%
136	Capital Outlay	0.00	46,991.42	47,500.00	508.58	98.9%
137	Debt Service Exp. - Capit.	0.00	0.00	95,500.00	95,500.00	
138	Capital Improvement	0.00	0.00	200,000.00	200,000.00	
139	Building & Grounds	2,823.14	28,886.32	100,000.00	71,113.68	28.9%
142	Street Lights	0.00	8,114.64		(8,114.64)	
151	Gas & Oil	739.10	3,761.09	8,000.00	4,238.91	47.0%
154	Supplies	2,031.89	39,478.90	53,000.00	13,521.10	74.5%
194	Contracted Aid	5,000.00	17,500.00	30,000.00	12,500.00	58.3%
	Expenses	**$48,999.04**	**$400,665.84**	**$1,005,870.00**	**$605,204.16**	
	Revenue Less Expenditures	**$16,388.90**	**$190,705.51**	**$86,580.00**	**$0.00**	
	Net Change in Fund Balance	**$16,388.90**	**$190,705.51**	**$86,580.00**	**$0.00**	
Fund Balances						
	Beginning Fund Balance	1,202,420.12	1,028,103.51		0.00	
	Net Change in Fund Balance	16,388.90	190,705.51	86,580.00	0.00	
	Ending Fund Balance	1,218,809.02	1,218,809.02		0.00	

Street Fund

Balance Sheets

5 Year Comparative

7/31/2025

	Book Value Jul 2025 Actual	Book Value Jul 2024 Actual	Book Value Jul 2023 Actual	Book Value Jul 2022 Actual	Book Value Jul 2021 Actual
Assets					
Current Assets					
Cash					
Cross Bank CD				300,351.07	473,009.37
Street Fund Bank A/C	108,524.38	385,246.44	434,623.17	390,873.76	85,821.57
Total Current Assets	**$108,524.38**	**$385,246.44**	**$434,623.17**	**$691,224.83**	**$558,830.94**
Total Assets	**$108,524.38**	**$385,246.44**	**$434,623.17**	**$691,224.83**	**$558,830.94**
Fund Balance					
Suplus Carryover					
Current Net Income	(221,392.10)	55,329.96	(94,530.20)	84,595.18	(172,927.90)
Street Fund Balance	329,916.48	329,916.48	529,153.37	606,629.65	731,758.84
Total Fund Balance	**$108,524.38**	**$385,246.44**	**$434,623.17**	**$691,224.83**	**$558,830.94**
Total Liabilities and Equity	**$108,524.38**	**$385,246.44**	**$434,623.17**	**$691,224.83**	**$558,830.94**

City of Wynne-Street Fund

Statement of Revenue and Expenditures

		Current Period Jul 2025 Jul 2025 Actual	Year-To-Date Jan 2025 Jul 2025 Actual	Annual Budget Jan 2025 Dec 2025	Annual Budget Jan 2025 Dec 2025 Variance	Jan 2025 Dec 2025 Percent of Budget
Revenue & Expenditures						
Revenue						
051	State Turnbacks	60,251.42	409,944.77	731,850.00	321,905.23	56.0%
056	Street Cutting	0.00	250.00	175.00	(75.00)	142.9%
074	City Sales Tax	17,709.19	35,197.89	190,900.00	155,702.11	18.4%
092	Interest on Investments	246.91	1,714.66		(1,714.66)	
094A	Misc Income	0.00	59,772.15		(59,772.15)	
CRT	County Road Tax	4,714.47	165,700.70	145,000.00	(20,700.70)	114.3%
FT	Fund Transfer	0.00	125,000.00	250,000.00	125,000.00	50.0%
	Revenue	**$82,921.99**	**$797,580.17**	**$1,317,925.00**	**$520,344.83**	
	Gross Profit	**$82,921.99**	**$797,580.17**	**$1,317,925.00**	**$0.00**	
Expenses						
101	Salaries	28,395.29	201,850.89	402,600.00	200,749.11	50.1%
103	Unemployment Comp	0.00	252.71	950.00	697.29	26.6%
105	Insurance	4,076.85	31,924.95	63,750.00	31,825.05	50.1%
107A	Social Security	1,756.22	12,482.27	24,900.00	12,417.73	50.1%
107B	Medicare	410.68	2,918.82	5,850.00	2,931.18	49.9%
108	Workers Comp	0.00	5,923.35	7,750.00	1,826.65	76.4%
110	Pension	4,350.12	30,577.78	61,600.00	31,022.22	49.6%
111	Fire Insurance	0.00	6,079.27	5,190.00	(889.27)	117.1%
113	Contract Labor	200.00	200.00	1,300.00	1,100.00	15.4%
115	Uniform Allowance	566.86	3,838.86	7,500.00	3,661.14	51.2%
116	Publications & Dues	0.00	0.00	13,975.00	13,975.00	
117	Office Supplies	527.71	3,424.27	4,800.00	1,375.73	71.3%
119	Utilities	242.11	2,080.25	5,000.00	2,919.75	41.6%
120	Telephone	390.72	1,793.63	4,000.00	2,206.37	44.8%
131	Equipment Repairs	2,469.50	17,796.19	20,000.00	2,203.81	89.0%
133	Vehicle Insurance	451.37	13,523.72	13,900.00	376.28	97.3%
136	Capital Outlay	8,583.51	126,200.56	120,000.00	(6,200.56)	105.2%
137	Debt Service Exp. - Capit.	19,344.54	90,819.04	145,000.00	54,180.96	62.6%
139	Building & Grounds	87.03	665.75	6,500.00	5,834.25	10.2%
140	Traffic Control Maintenance	0.00	3,154.26	12,000.00	8,845.74	26.3%
142	Street Lights	8,818.52	53,197.21	100,000.00	46,802.79	53.2%
151	Gas & Oil	5,799.04	28,693.92	57,000.00	28,306.08	50.3%
154	Supplies	220,183.44	245,750.52	300,000.00	54,249.48	81.9%
160	Tires & Tubes	2,506.06	6,764.93	8,000.00	1,235.07	84.6%
181	Travel & Training	24.62	472.34	1,500.00	1,027.66	31.5%
197	Special Projects	0.00	229.22		(229.22)	
199	City Sales Tax Projects	0.00	0.00	75,000.00	75,000.00	
	Expenses	**$309,184.19**	**$890,614.71**	**$1,468,065.00**	**$577,450.29**	
	Revenue Less Expenditures	**($226,262.20)**	**($93,034.54)**	**($150,140.00)**	**$0.00**	
	Net Change in Fund Balance	**($226,262.20)**	**($93,034.54)**	**($150,140.00)**	**$0.00**	
Fund Balances						
	Beginning Fund Balance	334,786.58	201,558.92		0.00	
	Net Change in Fund Balance	(226,262.20)	(93,034.54)	(150,140.00)	0.00	
	Ending Fund Balance	108,524.38	108,524.38		0.00	

July 2025 Mosquito Control Report



Wynne, AR

Prepared by:

Vector Disease Control
2221 South Church
Jonesboro, AR 72401
www.vdci.net
Office: 870-933-6939

Global Leaders in Mosquito Control



City of Wynne Activity Report

July 2025

Vector Disease Control, Inc. (VDCI) provides a proven, scientific approach to mosquito control for the City of Wynne. VDCI's operations include larval and adult mosquito surveillance followed by the application of larvicides and adulticides.

Mosquito Surveillance

VDCI has utilized a total of **(6)** New Jersey light traps placed in residential and recreational areas throughout Wynne. These traps collected an average of **10.50** mosquitoes per trap night **(1,764)** total mosquitoes during this time. There have been a total of **3** mosquito species collected.

Larval Control Activity

Permanent water, flood water, artificial containers, and drainage system sites are inspected for larval mosquito breeding on a regular basis. In total, **10** sites were inspected with **4** sites having mosquito larvae present. As a result of these inspections, **208.00** ounces of granular BTI (VectoBacG) was applied to these mosquito breeding sites. Additionally, VDCI is continuing to eliminate breeding habitat for artificial container mosquitoes by targeting bird baths, buckets, tires etc.







Adult Mosquito Control Activity

2221 N. Church St. Jonesboro, AR 72401

870-933-6939

www.vdci.net

In response to community events and mosquito surveillance data, VDCI applied the adulticide on **9** truck routes for this reporting period. All adulticide ULV applications were made with truck-mounted ULV units equipped with GPS-enabled monitors. During this report period, a total of **270.20** spray miles and **9,824.50** spray acres were treated with a total of **79.0** gallons of adulticide in residential and recreational areas. In addition to routine truck spraying, VDCI has responded to **2** service requests and adulticided all parks, and any special events during the month.

In addition, **1** aerial application occurred. A total of **35.5** gallons of chemical was sprayed covering a total of **6,885.0 spray acres.**

Summary

Throughout this reporting period, VDCI has continued to provide exceptional control of larval and adult mosquito populations. VDCI will remain diligent in our surveillance and control activities to prevent a significant increase in the mosquito population. If VDCI detects a significant rise in the mosquito population we will increase larval and adult control. As always, VDCI welcomes residents with any mosquito-related questions or concerns to contact VDCI's Jonesboro office directly at 855.933.6939.

2221 N. Church St. Jonesboro, AR 72401

870-933-6939

www.vdci.net

Ground Adulticide Applications

Start Date: 07/01/2025 **End Date:** 07/31/2025

Wynne

Month	Date	Municipality	Chemical	Mix Ratio	Trip Miles	Spray Miles	Spray Acres	Gallons Sprayed
Wynne Zone 1 Applications								
July 2025	07/03/2025	Wynne	Permanone 30-30 (General Use) (432-1235)	1:5	102.0	6.0	218.2	2.0
	07/04/2025	Wynne	Permanone 30-30 (General Use) (432-1235)	1:5	96.0	6.0	218.2	2.0
	07/08/2025	Wynne	Permanone 30-30 (General Use) (432-1235)	1:5	94.0	40.5	1,471.5	12.0
	07/11/2025	Wynne	Permanone 30-30 (General Use) (432-1235)	1:5	133.0	33.5	1,217.0	2.0
	07/16/2025	Wynne	Permanone 30-30 (General Use) (432-1235)	1:5	88.0	37.9	1,379.1	10.0
	07/31/2025	Wynne	Permanone 30-30 (General Use) (432-1235)	1:5	136.5	35.0	1,272.6	12.0
				Total Permanone 30-30 (General Use) Applied:				*40.0*
				Wynne Zone 1 Totals:	***649.5***	***158.9***	***5,776.5***	***40.0***
Wynne Zone 2 Applications								
July 2025	07/08/2025	Wynne	Permanone 30-30 (General Use) (432-1235)	1:5	119.5	34.9	1,267.5	15.0
	07/14/2025	Wynne	Permanone 30-30 (General Use) (432-1235)	1:5	125.9	36.8	1,338.4	13.0
	07/18/2025	Wynne	Permanone 30-30 (General Use) (432-1235)	1:5	139.6	39.7	1,442.0	11.0
				Total Permanone 30-30 (General Use) Applied:				*39.0*

Vector Disease Control International
2221 N Church St
Jonesboro, AR 72401

Month	Date	Municipality	Chemical	Mix Ratio	Trip Miles	Spray Miles	Spray Acres	Gallons Sprayed
				Wynne Zone 2 Totals:	*385.0*	*111.3*	*4,048.0*	*39.0*
				Grand Totals:	*1,034.5*	*270.2*	*9,824.5*	*79.0*

Vector Disease Control International
2221 N Church St
Jonesboro, AR 72401

Wynne, Arkansas

Aerial Adulticide Application Date: July 20, 2025

Cross County

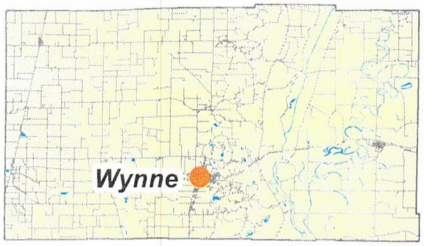



Flight Line
Sprayer Off
Sprayer On

Towers
Spray Deposition
Treatment Area



Aircraft: 415CC

Chemical Used: Permanone 30-30

Quantity of Chemical Used: 35.5 gal

Application Rate: 0.66 oz per acre

Acres Treated: 6,885.0

Meteorological Conditions: 210 degrees @ 3 mph at the Release Height of 300' AGL

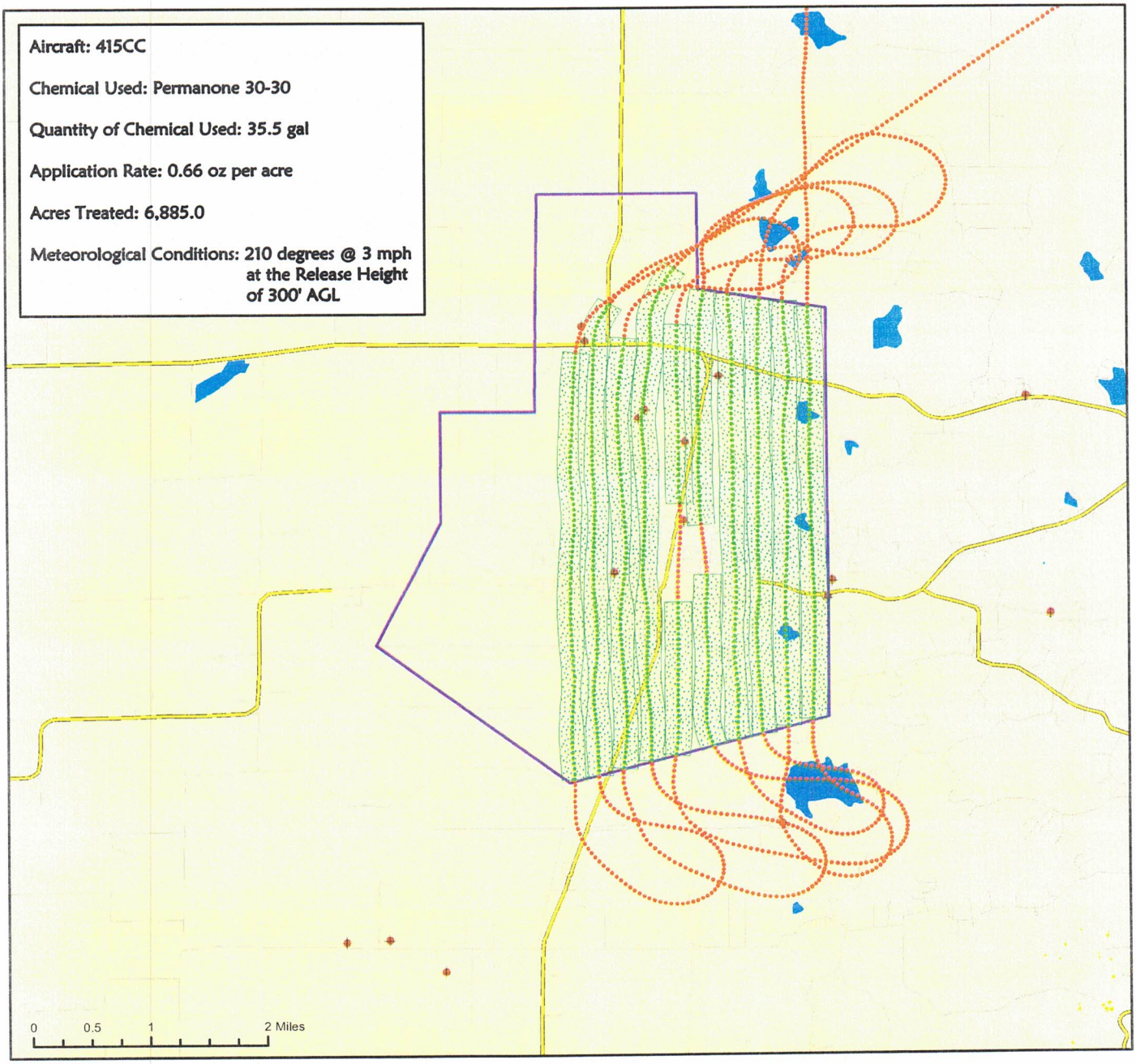

VDCI
1320 Brookwood Dr., Suite H
Little Rock, AR 72202

These map products were developed for use by VDCI for its internal purposes only and were not designed or intended for general use by members of the public. VDCI makes no representation or warranty as to its accuracy, timeliness, or completeness, and in particular, its accuracy in labeling or displaying dimensions, contours, property boundaries, or placement or location of any map features thereon. © 2025 VDCI. All rights reserved.